



PROJESAN



HOSPITAL
BEDS

PATIENT
STRETCHERS

TROLLEYS

CABINETS
LOCKERS

Product Catalogue
www.projesan.com.tr





INDEX

HOSPITAL WARDS

1. Electrical Hospital Beds
2. Mechanical Hospital Beds
3. Pediatric Beds and Baby Cotes
4. Bedside Cabinets and Overbed Tables
5. Wardrobes
6. Sofa Beds
7. Mattresses
8. Beam Seating

EXAMINATION ROOMS

1. Examination Tables
2. Gynecology and Birth Tables
3. Blood Sample Chairs
4. Examination Lamp
5. Medical Stools
6. Foot Stools
7. Privacy Screens
8. X-Ray Viewers
9. Desks for Healthcare Facilities

PATIENT TRANSFER , MOBILITY

1. Patient Stretchers
2. Wheelchairs & Patient Transfer Chairs

SERVICE AND STOGARE

1. Medicine Cabinets
2. Medicine Trolleys, Linen Trolleys and Waste Containers
3. IV Poles
4. Lockers
5. Filing Cabinets

OPERATION ROOM FURNITURE & MORTUARY EQUIPMENT

1. Operation Theater Equipment
2. Mortuary Equipment

HOSPITAL WARDS

Electrical Hospital Beds
Mechanical Hospital Beds
Pediatric Beds and Baby Cotes
Bedside Cabinets and Overbed Tables
Wardrobes
Sofa Beds
Mattresses
Beam Seating



PS-NEB01

Electrical Intensive Care Bed, Four Motors



Specifications

Backrest, footrest, trendelenburg, reverse trendelenburg and height adjustments by hand control unit
 Auto contour
 Lockable hand control unit
 Siderail embeded control panels (optional)
 Retracting backrest and footrest
 Manuel adjustment of footrest for V position
 Easily detachable PP head and foot boards
 Removable ABS bed platform
 Fold down PP siderails with gas spring
 Central and directional lockable castors
 Electrostatic powder coated metal structure
 4 plastic bumpers in the four corners of the bed
 IV sockets in the four corners of the bed
 Angle indicator for backrest and trendelenburg

Technical Data

Backrest angle: 0-70°
 Footrest angle: 0-34°
 Trend-revs. Trend: 0-16°
 Height: 44-82 cm
 Length: 220 cm
 Width: 100 cm
 Castor diameter: 15 cm
 Bed weight: 155 kg
 Safe working load: 230 kg
 Mattress Size: 86x195 cm
 Under bed clearance: 15 cm

Electrical Data

Power In: 1.5A max. At 230V AC 50-60 Hz
 Electricasl shock Protection: Class I, Type B
 Liquid Ingress Protection: IPX4- IPX6

PS-NEB02

Electrical Patient Bed, Three Motors



Specifications

Backrest, footrest and height adjustments by hand control unit
Auto contour
Backrest angle indicator
Retracting backrest and legrest
Manual adjustment of footrest for V position
Easily detachable PP head and foot boards
Removable ABS bed platform
Fold down PP siderails with gas spring
Four lockable castors
Electrostatic powder coated metal structure
ABS plastic covered lower chassis
4 plastic bumpers in the corners of the bed
IV sockets in the four castors of the bed
Angle indicator for backrest

Technical Data

Backrest angle: 0-70°
Footrest angle: 0-34°
Height: 44-76 cm
Length: 220 cm
Width: 100 cm
Castor diameter: 12.5 cm
Bed weight: 135 kg
Safe working load: 230 kg
Mattress Size: 86x195cm
Underbed clearance: 12 cm

Electrical Data

Power In: 1.5A max. At 230V AC 50-60 Hz
Electrical shock Protection: Class I, Type B
Liquid Ingress Protection: IPX4- IPX6

PS-NEB03

Electrical Patient Bed, Two Motors



Specifications

Backrest, footrest adjustments by hand control unit
 Auto contour
 Backrest angle indicator
 Retracting backrest and legrest.
 Manual adjustment of footrest for V position
 Easily detachable PP head and foot boards
 Removable ABS bed platform
 Fold down PP siderails with gas spring
 Four swivel castors two of them lockable
 Electrostatic powder coated metal structure
 4 plastic bumpers in the corners of the bed
 IV sockets in the four castors of the bed
 Angle indicator for backrest

Technical Data

Backrest angle: 0-70°
 Footrest angle: 0-34°
 Length: 220 cm
 Width: 100 cm
 Height: 50 cm
 Castor diameter: 12.5 cm
 Bed weight: 110 kg
 Safe working load: 230 kg
 Underbed clearance: 15 cm

Electrical Data

Power In: 1.5A max. At 230V AC 50-60 Hz
 Electrical shock Protection: Class I, Type B
 Liquid Ingress Protection: IPX4- IPX6



Specifications

Backrest, footrest, trendelenburg, reverse trendelenburg and height adjustments by hand control unit
 Function lock
 Auto contour
 Auto regression of backrest and footrest for maximum comfort of patient
 Manual adjustment of footrest for V position.
 Easily detachable compact laminant head and foot boards with aluminium frame
 Removable ABS bed platform
 Fold down aluminium siderails with gas spring
 Four centrally lockable castors with directional lock
 Electrostatic powder coated metal structure
 Four revolving corner bumpers
 IV sockets in the four castors of the bed
 Angle indicator for backrest and trendelenburg

Technical Data


Backrest angle: 0-70°
 Footrest angle: 0-34°
 Trend-revs. Trend: 0-16°
 Height: 46-84 cm
 Length: 225 cm
 Width: 100 cm
 Castor Diameter: 15 cm
 Weight: 155kg
 Safe working load: 230 kg
 Mattress Size: 86x200 cm
 Underbed clearance: 15 cm

Electrical Data

Power In: 1.5A max. At 230V AC 50-60 Hz
 Electrical shock Protection: Class I, Type B
 Liquid Ingress Protection: IPX4- IPX6

PS-NEB06

Electrical Patient Bed, Three Motors



Specifications

Backrest, footrest, and height adjustments by hand control unit
 Auto contour
 Auto regression of backrest and footrest for maximum comfort of patient
 Manuel adjustment of footrest for V position
 Easily detachable compact laminant head and foot boards with aluminium frame
 Removable ABS bed platform
 Fold down aluminium siderails with gas spring
 Four castors two of them lockable
 Electrostatic powder coated metal structure
 Four revolving corner bumpers
 IV sockets in the four cators of the bed
 Angle indicator for backrest

Technical Data


Backrest angle: 0-70°
 Footrest angle: 0-34°
 Height: 44-76 cm
 Length: 225 cm
 Width: 100 cm
 Castor Diameter: 12.5 cm
 Weight: 135kg
 Safe working load: 230 kg
 Mattress Size: 86x200 cm
 Underbed clearance: 12 cm

Electrical Data

Power In: 1.5A max. At 230V AC 50-60 Hz
 Electrical shock Protection: Class I, Type B
 Liquid Ingress Protection: IPX4- IPX6

PS-NEB07

Electrical Patient Bed, Two Motors



Specifications

Backrest and footrest adjustments by hand control unit
Auto contour
Auto regression of backrest and footrest for maximum comfort of patient
Manual adjustment of footrest for V position.
Easily detachable compact laminant head and foot boards with aluminium frame
Removable ABS bed platform.
Fold down aluminium siderails with gas spring.
Four castors two of them lockable
Electrostatic powder coated metal structure.
Four revolving corner bumpers
IV sockets in the four cators of the bed
Angle indicator for backrest

Technical Data

Backrest angle: 0-70°
Footrest angle: 0-34°
Length: 225 cm
Width: 100 cm
Castor Diameter: 12.5 cm
Weight: 110kg
Safe working load: 230 kg
Mattress Size: 86x200 cm
Underbed clearance: 15 cm

Electrical Data

Power In: 1.5A max. At 230V AC 50-60 Hz
Electrical shock Protection: Class I, Type B
Liquid Ingress Protection: IPX4- IPX6

PS-MMB01

Mechanical Patient Bed



Specifications

Four section bed platform made of epoxy coated
 Mechanical adjustment of backrest, footrest, trendelenburg, revers-trendelenburg and height
 Fold down side rails
 IV pole sockets in four corners of the bed
 Easily removable Polyp head & foot boards
 125 mm diameter swivel lockable castors
 Protective corner bumpers

Technical Data

Backrest angle: 0°-80°
 Footrest angle. 0°-45°
 Trend-Revs- Trend: 0°-11°
 Height: 46-76 cm
 Length: 206 cm
 Width: 96 cm
 Weight: 95kg
 SafeWorking Load: 180 kg
 Mattress Size: 86x185 cm
 Underbed clearance: 15 cm

PS-MMB02

Mechanical Patient Bed



Specifications

Four section bed platform made of epoxy coated
 Mechanical adjustment of back & footrest
 Trendelenburg adjustment by gas spring
 Fold down side rails
 IV pole sockets in four corners of the bed
 Easily removable Polyp head & foot boards
 125 mm diameter swivel lockable castors
 Protective corner bumpers

Technical Data

Backrest angle: 0°-80°
 Footrest angle. 0°-45°
 Trend: 0°-12°
 Height: 50 cm
 Length: 206 cm
 Width: 96 cm
 Weight: 85 kg
 SafeWorking Load: 180 kg
 Mattress Size: 86x185 cm
 Underbed clearance: 15 cm

PS-MB04

Bed with Two Drawers



Specifications

Epoxy coated steel structure
Two drawers
Demontable

Technical Data

Mattress size: 90*190 cm
Package size: 25x95x195 cm

Specifications

Epoxy coated steel structure
Demontable

Technical Data

Mattress size: 90*190 cm
Height: 187 cm
Package size : 16x96x196 cm



PS-MB05

Bunk Bed

PS-MB06

Folding Bed with Adjustable Backrest



Specifications

Epoxy coated steel structure
Demontable

Technical Data

Mattress size: 90*190 cm
Height: 187 cm
Package size : 16x96x196 cm

Specifications

Epoxy coated steel structure
Foldable bed

Technical Data

Size: 90x190 cm
Package size : 8x96x196 cm



PS-MB07

Folding Bed

PS-MB08

Folding Bed



Specifications

Epoxy coated steel structure
Foldable bed
Comes with 10 cm mattress

Technical Data

Size: 90x190 cm
Package size : 35x92x89 cm

PS-PB07*Electrical Pediatric Bed***Technical Specifications**

Backrest and legrest adjustments by hand control unit
 Auto contour
 Removable PP head and foot boards
 Lockable and tuck away PP side rails
 Electrostatic powder coated metal frame
 Height adjustable stainless steel IV pole
 Easy adjustable knee break position
 Plastic crash bumpers
 Trendelenburg position (Optional)

Technical Data

Height Range: 52 cm
 Backrest Angle: 70°
 Legrest Angle (Max.): 38°
 Under Bed Clearance : 17 cm
 Overall Length : 185.5 cm
 Width : 93 cm
 Castor Diameter: 12.5 cm
 Product Weight: 90 kg
 Safe Working Load: 180 kg

**PS-PB08***Mechanical Pediatric Bed***Technical Specifications**

Mechanical adjustment of backrest and legrest
 Lockable and tuck away side rails
 Removable head and foot boards
 Two lockable castors
 Electrostatic powder coated metal frame
 Height adjustable stainless steel IV pole
 Easy adjustable knee break position
 Plastic crash bumpers

Technical Data

Height Range: 52 cm
 Backrest Angle: 80°
 Legrest Angle (Max.): 40°
 Under Bed Clearance : 16 cm
 Overall Length : 182 cm
 Width : 89.5 cm
 Castor Diameter: 12.5 cm
 Product Weight: 85 kg
 Safe Working Load: 180 kg



PS-PB01

Pedicatric Bed



Technical Specifications

Epoxy coated steel
Demontable model (space saving package)

Technical Data

Size: 74x146x78cm
Mattress size: 70x140x15 cm

PS-PB02

Pedicatric Bed



Technical Specifications

Epoxy coated steel
IV pole holder in bed corner
Companion bed on castors
Cabinet with one drawer and cupboard

Technical Data

Size: 195x75 cm
Mattress size: 140x70x15 cm

PS-PB05

Pediatric Bed with Backrest Adjustment



Technical Specifications

Epoxy coated steel structure
Easily operatable protective siderails
Mechanical adjustment of backrest

Technical Data

Size: 70*170*115 cm
Weight: 25 kg

PS-PB03

Baby Cote with Cupboard

Technical Specifications

Epoxy coated steel
Plexy glass crib
Four swivel castors
Synthetic leather covered mattress
Cupboard with two doors and one shelve

Technical Data

Size: 47x77x90 cm



PS-PB04

Baby Cote

Technical Specifications

Epoxy coated steel
Plexy glass crib
Four swivel castors
Synthetic leather covered mattress

Technical Data

Size: 46x76x93 cm



PS-PB06

Baby Cote

Technical Specifications

Epoxy coated steel
Plexy glass crib
Four swivel castors
Synthetic leather covered mattress

Technical Data

Size: 45*75*90 cm



PS-BC01*Bedside Cabinet***Specifications**

Laminate top resistant to water and heat
 Drawer and cabinet door
 Epoxy coated steel structure
 Lockable castors

Size: 40x45x80 cm

PS-MBC04*Bedside Cabinet***Specifications**

Laminate top
 Epoxy coated steel structure
 One drawer and one cupboard
 Lockable castors

Size: 40x45x80 cm

PS-MBC02*Bedside Cabinet***Specifications**

Laminate top resistant to water and heat
 Supplied with two drawers
 Lockable castors

Size: 43x49x77 cm

PS-MBC03*Bedside Cabinet***Specifications**

ABS plastic top
 Drawer and cabinet door
 Lockable castors,
 Fridge (35 L)

Size: 52x48x82 cm

PS-MBC05*Bedside Cabinet***Specifications**

Wooden structure
 One drawer and one cupboard
 Lockable castors

Size: 45x60x90 cm

PS-BC02

Bedside Cabinet with Overbed Table



Specifications

Laminate top resistant to water and heat
Drawer and cabinet door & height adjustable overbed table
Epoxy coated steel structure
Lockable castors

Size: 50x40x80cm
Table height: 85-110cm

PS-MBC06

Bedside Cabinet with Overbed Table



Specifications

Laminate top resistant to water and heat
Drawer and cabinet door & height adjustable overbed table
Epoxy coated steel structure
Lockable castors

Size: 42x45x90cm

PS-MBC01

Overbed Table



Specifications

ABS plastic top
Height adjustment by gas spring
Lockable castors
Epoxy coated steel structure

Size: 42x80x79-104cm

PS-MBC08

Overbed Table



Specifications

Compact Laminate Top
Height adjustment by gas spring
Epoxy coated steel parts
Lockable castors

Size: 40x76x79-104 cm

PS-MBC07

Overbed Table



Specifications

Laminate Top
Height adjustment by gas spring
Epoxy coated steel parts
Lockable castors

Size: 40x80x79-104 cm

PS-FM01

Foam Mattress




Specifications

Grey PU foam
Designed with air passages to reduce perspiration
The design allows easy adjustment with the beds movement
Covered with anti- bacterial, water resistant, removable and wash-able cover

Size: 90x190x14cm
Density: 32kg/m3

PS-FM02

Viscoelastic Mattress



Specifications

Supplied with visco layer that adjusts to the body shape to provide max. Comfort
Designed with air passages to reduce perspiration
The design allows easy adjustment with the beds movement
Covered with anti- bacterial, water resistant, removable and washable cover

Size: 90x190x14cm
Density: 32kg/m3 + 65kg/m3 Visco

PS-WR01

Wardrobe, Double



Specifications

Lockable Doors
One shelf

Size: 80x55x190 cm

PS-WR02

Wardrobe, Single



Specifications

Lockable Doors
One shelf

Size: 40x55x190 cm

PS-CS01

Patient Room Recliner



Technical Specifications

Synthetic leather covered seat
Solid steel structure
Can be supplied in the color of your choice
Becomes a bed easily and smoothly

Sitting Position

- Width : 75 cm
- Length : 75 cm

Bed Position

- Width : 75 cm
- Length : 75 cm

PS-CS02

Companion Seat



Technical Specifications

Synthetic leather covered seat
Solid steel structure
Can be supplied in the color of your choice
Becomes a bed easily and smoothly

Sitting Position

- Width : 75 cm
- Length : 88 cm

Bed Position

- Width : 75 cm
- Length : 197 cm

PS-CS03

Sleeper Chair



Technical Specifications

Fabric covered seat with wooden sides
Provided with removable washable cover
Becomes a bed easily and smoothly

Sitting Position

75x105x85 cm

Bed Position

62x185 cm



PS-CS04

Hospital Sofa Bed



Technical Specifications

Synthetic leather covered seat
Becomes a bed easily and smoothly

Sitting Position

95x107x85 cm

Bed Position

64x185 cm



PS-CS05

Hospital Sofa Bed



Technical Specifications

Electrostatic painted metal construction
Synthetic leather and upholstery cover options available in different colors
Converted to bed easily and smoothly

Sitting Position

94x100x80 cm

Bed Position

70x190 cm



PS-CS06

Sofa Bed, Double Seater



Technical Specifications

Textile covered top, removable and washable
Becomes bed easily

Sofa Size: 175x76 cm

Bed size: 205x76 cm

Pack Size: 80x213x32 cm



PS-WS01

Beam Seating**Specifications**

Epoxy coated steel structure
Synthetic leather covered seat

Size: 57x165x88 cm (Three Seats) PS-WS01
Size: 57x110x88 cm (Two Seats) PS-WS02
Size: 57x130x88 cm (Two Seats With Table) PS-WS03
Size: 57x60x58 cm (Single Seat) PS-WS04



PS-WSM01

Beam Seating**Specifications**

Epoxy coated steel structure
Synthetic leather covered seat

Size: 65x105x90 cm (Two Seats) PS-WSM01
Size: 65x157x90 cm (Three Seats) PS-WSM03

PS-WSM04

Beam Seating**Specifications**

Epoxy coated steel structure

Size: 65x50x90 cm (Single Seat) PS-WSM05
Size: 65x105x90 cm (Two Seats) PS-WSM02
Size: 65x157x90 cm (Three Seats) PS-WSM04



PS-WSB02

Beam Seating**Specifications**

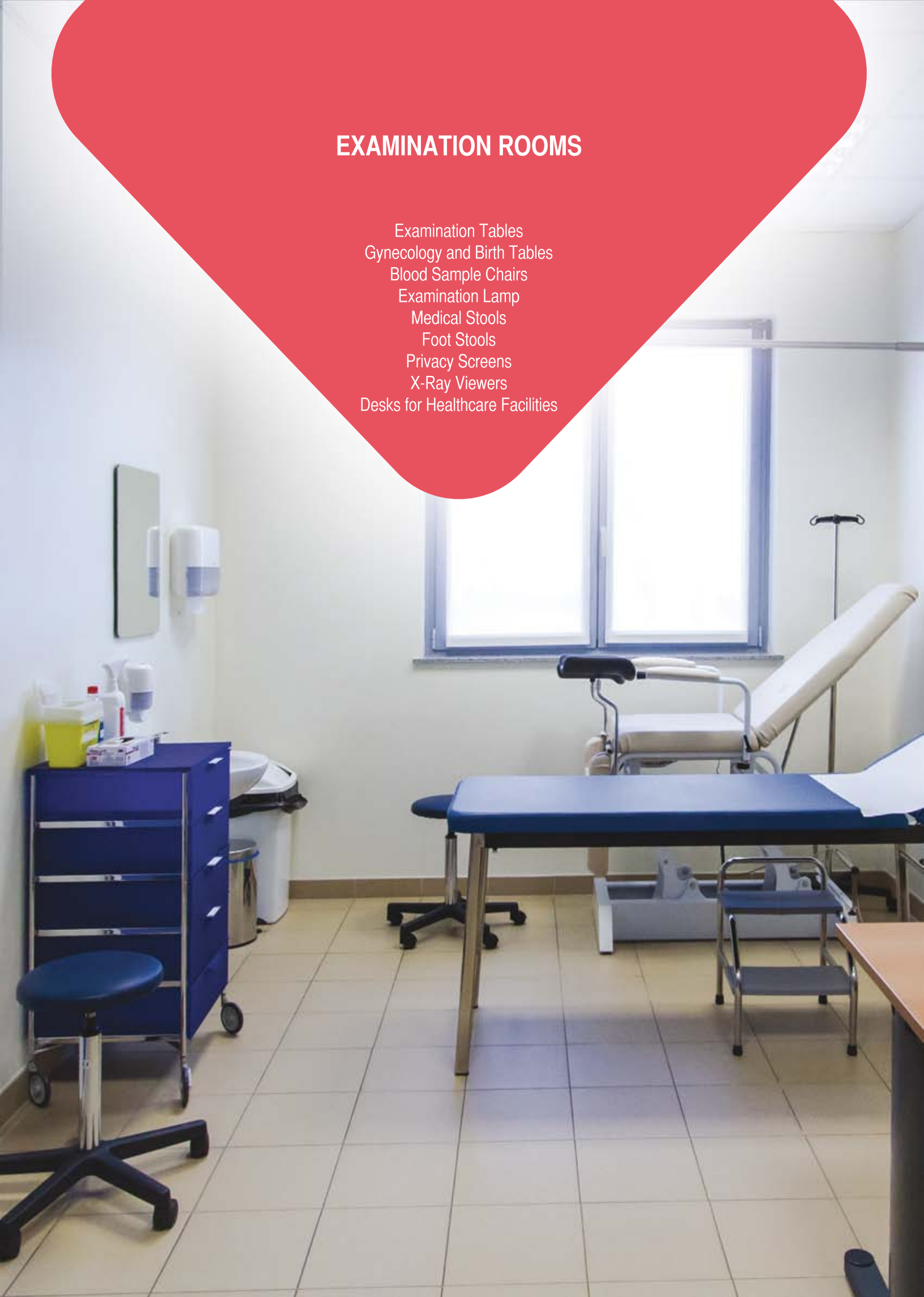
Epoxy coated steel structure
Synthetic leather covered seat

Size: 57x149x77 cm (Two Seats) PS-WSB02
Size: 57x157x77 cm (Two Seats With Table) PS-WSB03
Size: 57x100x77 cm (Three Seats) PS-WSB01



EXAMINATION ROOMS

Examination Tables
Gynecology and Birth Tables
Blood Sample Chairs
Examination Lamp
Medical Stools
Foot Stools
Privacy Screens
X-Ray Viewers
Desks for Healthcare Facilities



PS-CT01

Examination Table, Foldable**Specifications**

Epoxy coated steel structure
Synthetic leather covered
Adjustable head piece

Size: 60x180x70 cm

PS-CT02

Examination Table**Specifications**

Epoxy coated steel structure
Synthetic leather covered
Adjustable head piece

Size: 60x180x70 cm

PS-CT03

Examination Table, Three Piece**Specifications**

Epoxy coated steel structure
Synthetic leather covered seat
Adjustable head and foot piece

Size: 60x180x70 cm

PS-CT04

Massage Table**Specifications**

Epoxy coated steel structure
Synthetic leather covered
Adjustable head piece

Size: 60x180x70 cm

PS-CT05

Examination Table, Wooden**Specifications**

Synthetic leather covered
Adjustable head piece
Two drawers

Size: 65x185x75 cm

PS-CTE01

Electrical Examination Table**Specifications**

Epoxy coated steel structure
Synthetic leather covered
Manual adjustment of backrest with gas spring
Electrical height adjustment
Battery back up that allows the table to operate for two hours during electricity cuts
Weight capacity 350kg
Size: 68x197x45-93 cm

PS-CTS01

Stainless Steel Examintaion Table




Specifications

Stainless steel structure
Adjustable head piece
4 revolving castors, two of them lockable

Size: 65x190x75 cm

PS-CTD01

Examination Table with Drawers



Specifications

Epoxy coated steel structure
Adjustable head piece
Two drawers

Size: 65x180x75 cm

PS-CT06

Gynecological Examination Table

Specifications

Epoxy coated steel structure
Synthetic leather covered seat and back
Mechanical adjustment of backrest, footrest and trendelenburg positions
Stainless steel Fluid Basin
Height adjustable calf supports
Labor Grips
Escabo for easy movement of patient
Paper roll holder
Height Adjustable IV Pole

Size: 50x168x85 cm



PS-CT07

Delivery Table

Specifications

Epoxy coated steel structure
Synthetic leather covered seat and back
Manual adjustment of backrest
Stainless Fluid Basin
Height adjustable calf supports
Labor Grips
Mobile footrest piece with lockable castors
Height Adjustable IV Pole

Size: 60x200x85 cm



PS-CT09

Blood Drawing Chair

Specifications

Epoxy coated steel structure
Synthetic leather covered seat and back
Mechanical adjustment of backrest and footrest
Removable armrests

Size: 58x180x60cm



PS-CT10

Blood Drawing Chair

Specifications

Epoxy coated steel structure
Synthetic leather covered seat and back
Mechanical adjustment of backrest, footrest and armrests

Size: 58x180x60cm



PS-EQ19*Foot Stool
(Double Step)***Specifications**

Wooden double step

Size: 43x40x43 cm

PS-EQ20*Foot Stool
(Single Step)***Specifications**

Wooden Step

Size: 23x44x20 cm

PS-EQ21*Foot Stool
(Double Step)***Specifications**Epoxy coated steel structure
Two wooden steps

Size: 43x40x43cm

PS-SSST01*Surgeon's Stool***Specifications**Chrome plated structure
Synthetic leather covered seat
Hand operated height adjustment

Height adjustment: 52-72 cm

PS-SSST02*Surgical Stool
with Backrest***Specifications**Chrome plated structure
Synthetic leather covered seat
Hand operated height adjustment

Height adjustment: 52-72 cm

PS-ST01*Lab Stool***Specifications**Synthetic leather covered seat
Hand operated height adjustment**Dimensions**Base Diameter : 60 cm
Height: 50-70 cm

PS-ST02

Lab Stool with Backrest



Specifications

Backrest adjustment
Synthetic leather covered seat
Hand operated height adjustment

Dimensions

Base Diameter : 60 cm
Backrest height: 35 cm
Height: 50-70 cm

PS-ST03

Stool with Backrest & Armrests



Specifications

Synthetic leather covered seat
Hand operated height adjustment
Backrest adjustment
Polyurethane armrests

Dimensions

Base Diameter : 60 cm
Backrest height: 45 cm
Height: 50-70 cm

PS-EQ08

Examination Lamp



Specifications

Epoxy Coated steel structure
4 castors

Size: 36X36X65 CM

PS-EQ18

Privacy Screen



Specifications

Three fold
Epoxy coated steel
Washable cloth

Size: 240x175cm

PS-SSPS01

Privacy Screen



Specifications

304 quality stainless steel structure
Three fold
Removable anti- bacterial, flame- retardant curtains

Size: 220x175 cm

PS-EQ12*X-Ray Viewers***PS-EQ12 X-Ray Viewer**

Size: 12x42x51 cm

PS-EQ13 X-Ray Viewer, Double

Size: 12x76x51 cm

PS-EQ14 X-Ray Viewer, Triple

Size: 12x120x51 cm

PS-EQ15 X-Ray Viewer, Quadruple

Size: 12x150x51 cm

PS-EQ25*X-Ray Viewers***PS-EQ25 X-Ray Viewer, Single****Specifications**

Size: 49x56x25 cm
 Screen Size: 35x42 cm
 Lamp Power: 1900Lm X 2
 Lamp Source: 2
 Lamp Lifetime: 20000h
 Power: 24w X2
 Weight: Max 5kg
 Package: 65x61x100 cm

PS-EQ26 X-Ray Viewer, Double**Specifications**

Size: 55x89x25 cm
 Screen Size: 42x75 cm
 Lamp Power: 3325Lm X 2
 Lamp Source: 2
 Lamp Lifetime: 20000h
 Power: 39w X2
 Weight: Max 8kg
 Package: 99x61x100 cm

PS-EQ27 X-Ray Viewer, Triple**Specifications**

Size: 55x120x25 cm
 Screen Size: 42x106 cm
 Lamp Power: 4750Lm X 2
 Lamp Source: 2
 Lamp Lifetime: 20000h
 Power: 54w X2
 Weight: Max 10 kg
 Package: 140x61x100 cm

PS-OFMT01*Office Table with Three Drawers***Specifications**

Epoxy coated steel structure
 Three drawers with central lock
 Wooden top

Available Sizes


75x120x80 cm
 75x140x80 cm
 75x160x80 cm
 75x180x80 cm
 75x200x80 cm

PS-OFMT02*Office Table with Two Drawers***Specifications**

Epoxy coated steel structure
 Two drawers with central lock
 Wooden top

Available Sizes

75x120x80 cm
 75x140x80 cm
 75x160x80 cm
 75x180x80 cm
 75x200x80 cm

PS-OFMT03*Office Table with Five Drawers***Specifications**

Epoxy coated steel structure
 Three drawers on the right with central lock
 Two drawers on the left with central lock
 Wooden top

Available Sizes

75x160x80 cm
 75x180x80 cm
 75x200x80 cm

PATIENT TRANSFER , MOBILITY

Patient Stretchers
Wheelchairs & Patient Transfer Chairs



PS-STR07*Emergency Stretcher***Specifications**

Hydraulic backrest adjustment
 Easy fold down side rails
 X-Ray translucent sleep surface
 Washable at 95°, fire retardant, mattress cover
 Epoxy coated steel structure
 Patient belt
 Hydraulic height adjustment by means of pedals on both sides of the stretcher
 Trendelenburg and reverse trendelenburg adjustment
 360° swivel 150 mm centrally lockable castors
 Oxygen tube holder (10 lt)
 Height adjustable IV Pole
 IV pole receptacles in four corners of the stretcher
 Corner bumpers at the four corners of the stretcher

Technical Data

| | |
|------------------------|------------|
| Height | : 62-91 cm |
| Trendelenburg | : 13° |
| Reverse Trendelenburg | : 13° |
| Backrest Angle | : 75° |
| Overall Length | : 210 cm |
| Width | : 77 cm |
| Patient Surface Length | : 191 cm |
| Patient Surface Width | : 59 cm |
| Back Section Length | : 72.5 cm |
| Castor Diameter | : 15 cm |
| Weight | : 95 kg |
| Safe Working Load | : 175 kg |

PS-STR08*Emergency Stretcher***Specifications**

Hydraulic Backrest Adjustment
 Easy fold down side rails
 Easy to clean structure
 20 cm castors with central locking
 Fifth castor for easy maneuvering
 Minimum height of 62 cm allows easy handling for the patient and hospital staff
 High/low, trendelenburg/reverse trendelenburg positions
 Easy adjustment by levers located on both sides.
 X-Ray translucent sleep surface.
 Patient belt.
 Oxygen tank holder
 Height adjustable stainless steel IV pole
 Washable at 95°, fire retardant, mattress cover
 Plastic bumpers
 Easy to clean telescopic pistons
 Electrostatic painted metal frame

Technical Data

| | |
|------------------------|------------|
| Height | : 62-94 cm |
| Trendelenburg | : 15° |
| Reverse Trendelenburg | : 15° |
| Backrest Angle | : 90° |
| Overall Length | : 216 cm |
| Width | : 77 cm |
| Patient Surface Length | : 195 cm |
| Patient Surface Width | : 62 cm |
| Back Section Length | : 73 cm |
| Castor Diameter | : 20 cm |
| Weight | : 110 kg |
| Safe Working Load | : 225 kg |

PS-STR01

Patient Stretcher



Specifications

Manuel backrest adjustment
Synthetic leather covered mattress
Fold down side rails
Oxygen tube holder
360° swivel 125mm lockable castors
Protective corner bumpers

Size: 70x195x83cm

PS-STR02

Patient Stretcher



Specifications

Manuel backrest adjustment
Trendelenburg position by gas spring
Synthetic leather covered mattress
Fold down side rails
Detachable top
360° swivel 125mm lockable castors
Protective corner bumpers
Oxygen tube holder (10 lt)

PS-STR03

Operation Room Transfer Stretcher



Specifications

Manuel backrest adjustment
Trendelenburg position by gas spring
Synthetic leather covered mattress
Fold down side rails
Detachable top
360° swivel 125mm lockable castors
Protective corner bumpers
Oxygen tube holder (10 lt) in each undercarriage

Size:73x209x84cm

PS-STR04

Canvas Strtcher



Specifications

Epoxy coated steel structure
Canvas platform
Foldable

Size: 60x220x22cm

PS-CT11

Wheelchair, Foldable

Specifications

Foldable wheelchair
Fold away foot rests
Chrome plated steel structure
Soft pushing handles

Dimensions

Seat Height: 46 cm
Seat Size (internal): 44x44 cm
Seat Width: 68 cm



PS-CT12

Commode, Foldable

Specifications

Epoxy coated steel structure
Foldable commode
Removable plastic waste container
Height adjustable legs

Package Size: 50x70x10 cm



PS-CT13

Commode Wheelchair, Foldable

Specifications

Chrome plated steel parts
Four lockable castors
Two removable footrests
Removable armrests
Removable seat for easy cleaning
Removable plastic waste container
Soft pushing handles

Technical Data

Width: 60cm
Depth: 100cm
Height: 82cm
Seat size: 40x38cm
Package size: 30x110x90cm
Weight: 8kg



SERVICE AND STORAGE

Medicine Cabinets
Medicine Trolleys, Linen Trolleys and Waste Containers
IV Poles
Lockers
Filing Cabinets



PS-MC01

Medicine Cupboard,



Specifications

Epoxy coated steel
Single Lockable glass door
4 glass shelves
4 lockable castors

Size: 40x55x175 cm

PS-MC02

Medicine Cupboard,



Specifications

Epoxy coated steel
Lockable Upper glass door &
lower Steel Door
3 glass shelves
4 lockable castors

Size: 40x55x175 cm

PS-MC03

Medicine Cupboard,



Specifications

Epoxy coated steel
Two lockable glass doors
4 glass shelves
4 lockable castors

Size: 40x80x175 cm

PS-MC04

Medicine Cupboard,



Specifications

Epoxy coated steel
Two lockable upper glass door &
lower steel doors
3 glass shelves

Size: 40x80x175 cm

PS-MC05

Medicine Cabinet with
two Drawers




Specifications

Epoxy coated steel
Lockable upper glass doors & lower steel
doors
2 drawers
3 glass shelves

Size: 40x90x175 cm

PS-PC01

Controlled Drugs
Cabinet



Specifications

Epoxy coated Steel
One shelf
Two doors in different colors with lock

Size: 50X20X70 CM

PS-L01

Locker, Single



Specifications

Epoxy coated Steel
2 shelves

Size: 40x50x185 cm

PS-L02

Locker, Double



Specifications

Epoxy coated Steel
2 shelves

Size: 40x80x185 cm

PS-L03

Locker, Quadruple



Specifications

Epoxy coated Steel

Size: 40x80x200 cm

PS-L04

Locker, Sextuple



Specifications

Epoxy coated Steel

Size: 40x120x200 cm

PS-L05

Locker, Triple



Specifications

Epoxy coated structure
Two shelves

Size: 120x40x185 cm

PS-LD01

Locker, Single
(Demountable)



Specifications

Epoxy coated structure
Two shelves

Size: 50x40x180 cm

PS-LD02

Locker , Double
(Demountable)



Specifications

Epoxy coated structure
Two shelves

Size: 80x40x180 cm

PS-LD03

Locker , Double
(Demountable)



Specifications

Epoxy coated structure
Two shelves

Size: 50x40x180 cm

PS-LD04

Locker , Quadruple
(Demountable)



Specifications

Epoxy coated structure
Two shelves

Size: 80x40x180 cm

PS-OFFC01

Filing Cabinet



Specifications

Epoxy coated steel
Lockable
5 shelves

Size: 120x42x185 cm

PS-OFFC02

Filing Cabinet



Specifications

Epoxy coated steel
4 drawers with central lock

Size: 62x46x71 cm

PS-OFFCD01

Filing Cabinet
(Demountable)



Specifications

Epoxy coated steel
Lockable
5 shelves

Size: 120x42x195 cm

PS-IV01

IV Pole



Specifications

Epoxy coated steel and stainless steel upper part
Four castors

Height range: 125-205 cm

PS-IV02

IV Pole



Specifications

Chrome Plated steel and stainless steel upper part
Five castors

Height range: 170-235 cm

PS-SSIV01

IV Pole



Specifications

Made of Grade 304 stainless steel
Two hooks
Five castors, two with brake
Adjustable height

Height range: 170-235 cm

PS-EQ01

Bowl Stand, Double



Specifications

Epoxy coated steel structure
Stainless steel bowls
Based on four castors

Size: 40x63x80cm

PS-EQ02

Bowl Stand, Single



Specifications

Epoxy coated steel structure
Stainless steel bowls
Based on four castors

Size: 40x35x80cm

PS-EQ03

Device Carrier



Specifications

Epoxy coated steel structure
Two shelves
4 revolving castors

Size: 39x55x70cm

PS-EQ04

Monitor Trolley



Specifications

Epoxy coated steel structure
Two shelves
One drawer
4 revolving castors

Size: 37x55x80cm

PS-EQ05

Instrument Trolley



Specifications

Epoxy coated steel structure
Two glass shelves
Two stainless steel bowls
4 revolving castors

Size: 45x65x80cm

PS-EQ24

Mayo Table



Specifications

Epoxy coated steel leg
Mechanical height adjustment
Stainless steel tray
3 swivel castors

Size: 43x63x87-118cm

PS-EQ11

Emergency Trolley



Specifications

ABS Top
Pushing handle
Two drawers
Waste bin
Plexiglass drug boxes
Drum holder
Telescopic tray for drug preparing
4 revolving lockable castors

Size: 85x50x90cm

PS-EQ22

Medicine Trolley



Specifications

Stainless steel top
3 functional drawers
Pushing handle
Epoxy coated steel structure
Plexi glass medicine boxes
4 swivel lockable castors

Size:45x67x80cm

PS-EQ23

Dressing Trolley



Specifications

Stainless steel top with 6 bottle holders
2 functional drawers & one cupboard
Pushing handle
Epoxy coated steel structure
Drum holder
Waste bin
4 swivel lockable castors

Size:60x78x90cm

PS-EQ16

Oxygen Tube Trolley



Specifications

Epoxy coated steel
10lt tube holder

Height: 90cm

PS-EQ17

Oxygen Tube Trolley



Specifications

Epoxy coated steel
40lt tube holder

Size: 36x33x158cm

PS-EQ10

Linen Trolley



Specifications

Epoxy coated steel structure
Canvas bag
Demountable
4 bumpers
4 revolving castors

Size: 90x60x90cm

PS-EQ29

Linen Trolley,
Foldable



Specifications

Epoxy coated steel structure
Removable bag with handles
4 revolving castors with bumpers

Size : 72x50x95 cm
50x60x95 cm

PS-EQ30

Linen Trolley,
Double Bag



Specifications

Epoxy coated steel structure
Two removable bags with handles
4 revolving castors with bumpers

Size: 98x54x94 cm

PS-EQ31

Linen Trolley



Specifications

Epoxy coated steel structure
Removable bag
Two revolving castors
Pedal operated cover

Size: 50x46x100 cm

PS-EQ28

Biohazard Bin



Specifications

Epoxy Coated steel bin with cover

Size: 36x36x65 cm

PS-EQ33

Sharps Box 2 lt



Specifications

Consist of three parts; Box, cover
and lockable upper cover
The product resists cutting material

Cartoon size: 43x19x29 cm
Cartoon contains 50 Pcs

Available in different sizes

PS-EQ34

Medical Waste Container



Specifications

Orange colored PP Container

Size options:

120 lt and 240 lt (Two-wheeled)
660 lt and 770 lt (Four-wheeled)

PS-EQ35

Infected Glass Waste Container



Specifications

Dark blue colored PP Container

Size options:

120 lt and 240 lt (Two-wheeled)
660 lt and 770 lt (Four-wheeled)

OPERATION ROOM FURNITURE & MORTUARY EQUIPMENT

Operation Theater Equipment
Mortuary Equipment



PS
SSSU01

Surgical Scrub Sink, Double



Specifications

Made of Grade 304 stainless steel
Knee commanded soap and water control
Mixer to adjust water temperature
Four adjustable legs
Wall mounted model (optional)

Size: 120x60x130h cm

PS
SSSU02

Surgical Scrub Sink, Single



Specifications

Made of Grade 304 stainless steel
Knee commanded soap and water control
Mixer to adjust water temperature
Four adjustable legs
Wall mounted model (optional)

Size: 60x60x130h cm

PS
SSSU03

Surgical Scrub Sink, Double



Specifications

Made of Grade 304 stainless steel
Photocell commanded water control
Pedal commanded soap control
Mixer to adjust water temperature
Four adjustable legs
Wall mounted model (optional)

Size: 120x60x130h cm

PS
SSSU04

Surgical Scrub Sink, Triple



Specifications

Made of Grade 304 stainless steel
Photocell commanded water control
Pedal commanded soap control
Mixer to adjust water temperature
Four adjustable legs
Wall mounted model (optional)

Size: 180x60x130h cm

PS
SSWS01

Instrument Washing Sinks



Specifications

Made of Grade 304 stainless steel
Two Sinks
Tap with one point, spiral extension and douche (Optional)
Wall side raised edge for Wall protection
Adjustable legs

Size: 70x180x85cm
(Can be supplied in various sizes upon request)

PS
SSWT01

Working Table



Specifications

Made of Grade 304 stainless steel
Two shelves
Adjustable legs
Wall side raised edge for Wall protection

(Can be supplied in various sizes upon request)

PS
SSWT02

Working Table



Specifications

Made of Grade 304 stainless steel
Adjustable legs
Cupboard with sliding doors with one shelf inside

Size: 60x140x85 cm
(Can be supplied in various sizes upon request)

PS
SSWT03

Working Table with Drawers and Cabinet



Specifications

Made of grade 304 stainless steel
Three drawers
One cabinet with sliding doors (swinging doors are optional)
Two shelves inside the cabinet
Adjustable legs
Castors (optional)
(Can be supplied in various sizes upon request)

PS
SSC01

Instrument and Drug Cabinet



Specifications

Made of Grade 304 stainless steel
Adjustable legs
Two glass doors with lock
Three shelves

Size: 45x90x180 cm

PS
SSC02

Instrument And Drug Cabinet



Specifications

Made of Grade 304 stainless steel
Upper part with two lockable glass doors and two shelves inside
lower part with two drawers and one closet
Adjustable legs

Size: 30x70x175 cm

PS
SSEC01

Endoscope Cabinet



Specifications

Made of Grade 304 stainless steel
lockable glass door
Designed for storage of endoscopes in safe and sterile area
Cabinet inside is lined with shock absorbant material
Adjustable legs

Size: 60x40x210 cm

PS
SSAT01

Anesthesia Trolley



Specifications

Made of Grade 304 stainless steel
Top with injector box and IV holder
Bottom with drug box and drawers
Four castors, two with brake

Size: 50x70x100 cm

PS
SSDT01

Dressing Trolley



Specifications

Made of Grade 304 stainless steel
Four drawers
Height adjustable IV pole
Sharps receptacle
Pushing handle
Four swivel lockable castors

Size: 100x50x90 cm

PS
SSTT01

Sterile Transfer Trolley



Specifications

Made of Grade 304 stainless steel
Two detachable shelves
Two lockable doors in the front can be opened up to 110°
Pushing handle on the side
Four castors, two of them lockable

Size: 120x75x145 cm

PS
SSIT01

Instrument Trolley, Two Shelves



Specifications

Made of Grade 304 stainless steel
Two shelves with rails
Four castors, two of them lockable

Size: 55x86x90 cm
(Can be supplied in various sizes upon request)

PS
SSIT02

Instrument Trolley, Three Shelves



Specifications

Made of Grade 304 stainless steel
Three shelves with raised rim
Four castors, two of them lockable

Size: 55x86x90 cm
(Can be supplied in various sizes upon request)

PS
SSIT03

Instrument Trolley, Two Shelves



Specifications

Made of Grade 304 stainless steel
Two shelves with raised rim
Four castors, two of them lockable

Size: 55x86x90 cm
(Can be supplied in various sizes upon request)

PS
SSIT04

Instrument Trolley with Drawer



Specifications

Made of Grade 304 stainless steel
Two shelves with one drawer
Four castors, two of them lockable

Size: 55x86x90 cm
(Can be supplied in various sizes upon request)

PS
SSIT05

Instrument Trolley with Two Drawers



Specifications

Made of Grade 304 stainless steel
Two shelves
Two drawers
Four castors, two of them lockable

Size: 55x86x90 cm
(Can be supplied in various sizes upon request)

PS
SSIT06

Instrument Trolley with Two Shelves and One Drawer



Specifications

Made of Grade 304 stainless steel
Two shelves with raised edges
One drawer
Four castors, two of them lockable

Size: 77x47x80 cm
(Can be supplied in various sizes upon request)

PS
SSFT01

Falcate Table



Specifications

Made of Grade 304 stainless steel
6 castors two of them with brakes
Two shelves

Size: 45x170x90 cm

PS
SSLT01

Laundry Trolley



Specifications

Made of grade 304 stainless steel
Two rings with removable bag
Four lockable castors

Size: 100x45x80 cm

PS
SSMT01

Mayo Table, Hydraulic



Specifications

Made of Grade 304 stainless steel
Hydraulic adjustment of height by pedal
Three lockable castors

Size: 50x75x80-115 cm
Size: 50x75x80-120 cm

PS
SSMT02

Mayo Table, Mechanic



Specifications

Made of Grade 304 stainless steel
Mechanical adjustment of height
Lockable castors

Size: 50x75x80-115 cm

PS
SSFS01

Step Stool, Single



Specifications

Made of Grade 304 stainless steel
Single step

Size: 60x35x22 cm

PS
SSFS02

Step Stool, Double



Specifications

Made of Grade 304 stainless steel
Double step

Size: 60x65x40 cm

PS
SSBS01

Bowl Stand, Single



Specifications

Made of Grade 304 stainless steel
One leg with five castors
Single bowl with capacity of 5 lt

Base Diameter 60 cm
Height: 90 cm

PS
SSBS02

Bowl Stand, Double



Specifications

Made of Grade 304 stainless steel
One leg with five castors
Two bowls with capacity of 5 lt each

Base Diameter 60 cm
Height: 90 cm

PS
SSMW02

Waste Trolley



Specifications

Made of Grade 304 stainless steel
Four castors, two of them lockable
Two pushing handles
Top cover

Size: 90x60x90cm

PS
SSMW01

Kick Bucket



Specifications

Made of Grade 304 stainless steel
Bin with lockable cover based on castors
Carrying handle
Bin holder is covered with rubber circle to protect against bumps

Size: 30x30/ 21 lt
36x36cm/ 36 lt
40x40 cm/ 50 lt

PS
SSSH01

Shelving Units



Specifications

Made of grade 304 stainless steel
Mobile or fixed (optional)
Straight or wire grid shelves (optional)
Modular construction, adjustable shelf intervals

Size: 137x36x183 cm
137x46x184 cm
137x53x185 cm
137x61x186 cm

PS
SSSLT01

Slipper Trolley



Specifications

Made of grade 304 stainless steel
Six shelves and capacity for 24 pair of slippers
Four revolving castors, two of them lockable

Size: 48x96x180 cm
(Can be supplied in various sizes upon request)

PS
SSCTT01

Open Container Transport Trolley



Specifications

Made of grade 304 stainless steel
Four revolving castors, two of them lockable

Size: 105x63x128 cm
(Can be supplied in various sizes upon request)

PS
SSMU01

Mortuary Refrigerator, Three Body

Specifications

Three separate motors operated with separate digital controls to provide the possibility of operating the cabins separately whenever needed
Quick cooling capacity
Alarm system that goes on as it senses movement in the body
Digital Thermostat
Outside and inside walls are made of 304 quality Stainless steel
Fan Controlled air flow
Provided with 4 lockable castors.
The morgue unit is fixed on 40x40-x2mm steel profile
Body trays are made of stainless steel and provided with telescopic slide mechanism and has load capacity of 185kg and there is no need to hold it after pulling out
Provided with three doors with locks
Provided with 60 watt light that goes off automatically and can be programmed
Name tag can be provided

Size: 90x220x220 cm



PS
SSMU02

Mortuary Refrigerator, Two Body

Specifications

Two separate motors operated with separate digital controls to provide the possibility of operating the cabins separately whenever needed
Quick cooling capacity
Alarm system that goes on as it senses movement in the body
Digital Thermostat
Outside and inside walls are made of 304 quality Stainless steel
Fan Controlled air flow
Provided with 4 lockable castors.
The morgue unit is fixed on 40x40-x2mm steel profile
Body trays are made of stainless steel and provided with telescopic slide mechanism and has load capacity of 185kg and there is no need to hold it after pulling out
Provided with two doors with locks
Provided with 60 watt light that goes off automatically and can be programmed
Name tag can be provided

Size: 90x220x175 cm



PS
SSMU03

Mortuary Refrigerator, One Body

Specifications

Quick cooling capacity
Alarm system that goes on as it senses movement in the body
Digital Thermostat
Outside and inside walls are made of 304 quality Stainless steel
Fan Controlled air flow
Provided with 4 lockable castors.
The morgue unit is fixed on 40x40-x2mm steel profile
Body tray is made of stainless steel and provided with telescopic slide mechanism and has load capacity of 185kg and there is no need to hold it after pulling out
Provided with lockable door
Provided with 60 watt light that goes off automatically and can be programmed
Name tag can be provided

Size: 90x220x 90 cm



PS
SSMU04

Mortuary Refrigerator, Three Body Side Acting

Specifications

Three separate motors operated with separate digital controls to provide the possibility of operating the cabins separately whenever needed
Quick cooling capacity
Alarm system that goes on as it senses movement in the body
Digital Thermostat
Outside and inside walls are made of 304 quality Stainless steel
Fan Controlled air flow
Provided with 4 lockable castors
The morgue unit is fixed on 40x40-x2mm steel profile
Body trays are made of stainless steel and provided with telescopic slide mechanism and has load capacity of 185kg and there is no need to hold it after pulling out
Provided with three doors with locks. The doors open upwards and are supplied with 500 n gas spring
Provided with 60 watt light that goes off automatically and can be programmed
Name tag can be provided

Size: 250x90x 200 cm



PS
SSMU05

Mortuary Refrigerator, Two Body Side Acting

Specifications

Two separate motors operated with separate digital controls to provide the possibility of operating the cabins separately whenever needed
Quick cooling capacity
Alarm system that goes on as it senses movement in the body
Digital Thermostat
Outside and inside walls are made of 304 quality Stainless steel
Fan Controlled air flow
Provided with 4 lockable castors
The morgue unit is fixed on 40x40-x2mm steel profile
Body trays are made of stainless steel and provided with telescopic slide mechanism and has load capacity of 185kg and there is no need to hold it after pulling out
Provided with two doors with locks. The doors open upwards and are supplied with 500 n gas spring
Provided with 60 watt light that goes off automatically and can be programmed
Name tag can be provided

Size: 250x90x 165 cm



PS
SSMU06

Mortuary Refrigerator, One Body Side Acting

Specifications

Quick cooling capacity
Alarm system that goes on as it senses movement in the body
Digital Thermostat
Outside and inside walls are made of 304 quality Stainless steel
Fan Controlled air flow
Provided with 4 lockable castors
The morgue unit is fixed on 40x40-x2mm steel profile
Body tray is made of stainless steel and provided with telescopic slide mechanism and has load capacity of 185kg and there is no need to hold it after pulling out
Provided with lockable door. The door opens upwards and is supplied with 500 n gas spring
Provided with 60 watt light that goes off automatically and can be programmed
Name tag can be provided

Size: 250x90x90 cm





Air Conditioned Coffin

Specifications

Outside and indise walls are made of 304 quality Stainless steel with wooden design cover
 Easy maintenance and washable
 The coffin is fixed on 30x30-x2mm steel profile
 Works at 220 volt and can work in vehicles with the inverter
 Digital Thermostat
 Quick cooling capacity up to -12°
 Coffin cover is provided with 400 n gas spring and supplied with special rubber band to prevent loss of cold air
 Cover is supplied with tempered glass window that allows visibility of the inside of the coffin without the need to open the coffin frequently
 Edges of the coffin are reinforced with aluminum bracket to provide protection against external impact
 Coffin is supplied with four foldable hadles to facilitate transport and is based on four adjustable legs

Size: 225x65x44 cm



Autopsy Table

Specifications

Made of 304 quality Stainless steel
 Provided with a sink
 Includes a long spiral hose with spray head
 The table is fixed on a 60 cm x 60 cm column



Cadaver Lift

Specifications

304 quality stainless steel structure and platform
 Battery operated

Platform Size: 205x75 cm
 Height range: 36-136 cm
 Weight capacity: 250 kg



Cadaver Lift

Specifications

Epoxy coated steel structure
 Stainless steel platform
 Hydraulic height adjustment

Platform Size: 205x75 cm
 Height range: 36-163 cm
 Weight capacity: 1000 kg



PROJESAN İHTİSAS MOBİLYASI İÇ ve DIŞ TİC. LTD. ŞTİ

Cumhuriyet Mahallesi, Millet Caddesi Bakkalođlu İş Merkezi Kat:3 No:305
Melikgazi / Kayseri TURKEY
Tel : +90 352 221 45 17 / +90 507 588 08 10
E-mail : info@projesan.com.tr - export@projesan.com.tr
www.projesan.com.tr



KOSGEB

www.kosgeb.gov.tr

01.02.2015 Tarihinde
İstanbul Ofset Tarafından
2000 adet basılmıştır.