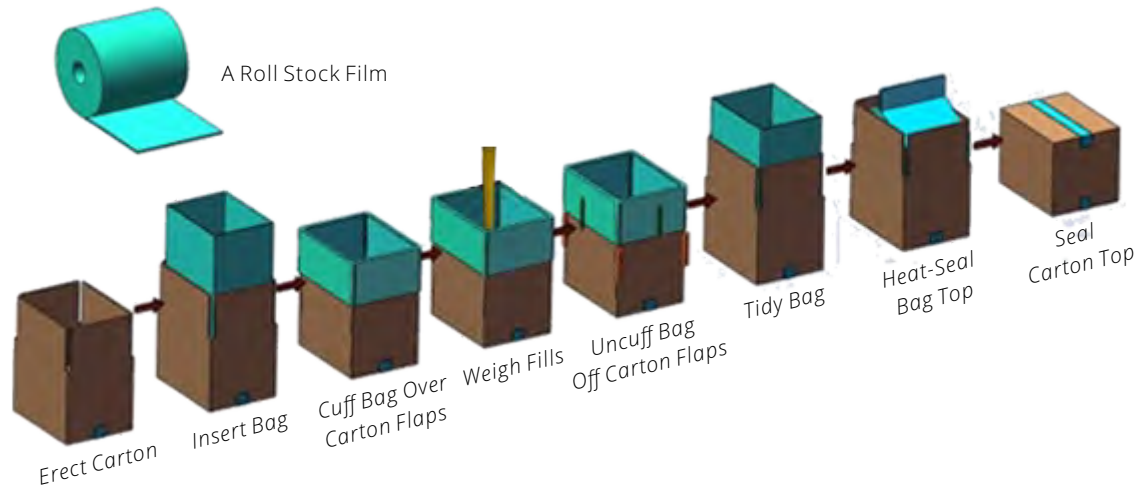


# Fully-automatic Carton Liner/Bag in Box Line (for Fluids)

MODEL NO.: LBIB700



Ideal for bulk packaging margarine, butter and shortening with bag in box. The finished product is a spoutless bag in box, different from a standard bag-in-box which is with a spout and fitment. The line erects cartons and seals bottoms, inserts and lines bags in cartons by one each from a roll stock film to form bag-in-box packaging (lined cartons), weigh fills with hot-melt margarine/butter/shortening, vacuumizes and heat-seals the bag tops, seals the box tops.

The China-made **bag in box line** includes a carton erector, a **poly bag inserter** (carton lining machine), a weigh filler, a **bag sealer**, a carton sealer and conveyors. The cartons can be sealed with tape or hot melt glue.

This bag inserter feeds film from a roll stock, cuts and seals to form a bag, inserts the bag in an erected carton, opens and cuffs the bag over the carton top flaps, blows air to extend the bag to fit the internal wall of carton better. The machine reduces labor and material costs, is simple to operate and easy to adjust. High efficiency and labor saving.

The bag sealer uncuffs the bag off the carton top flaps, then folds it inwards from sides, vacuumizes the bag (optional), heat-seals the bag top and then flattens it in the carton.



**Calmus**  
MACHINERY

# 1

# CARTON ERECTOR

ERECTING CARTONS AND SEALING BOTTOMS WITH TAPE



It is a vertical carton erector or case former. This machine erects flat-fold cartons and seals bottoms with tape as boxes.

## FEATURES

- 1) Simple and reliable, easy to operate and maintain.
- 2) Low consumption of power and compressed air.
- 3) Alert when no carton or tape.

## SPECIFICATIONS

Erecting type: vertical

Sealing media: tape

Erecting capacity: max. 10 cartons/min (depends on the carton size)

Applicable carton dims:  $410\text{mm} < L+W < 910\text{mm}$ ,  $W180-390\text{mm}$ ,  $620\text{mm} > W/2+H > 310\text{mm}$

Applicable tape width: 4.8-7.2cm

Power supply: single phase, 400 W

Compressed air: 6 bar

Air consumption: 200 NL/min

Carton storage: 50 pcs (depends on the thickness of fold-flat carton)

## 2 POLY BAG INSERTER (CARTON LINING MACHINE)

INSERTING BAGS AND LINING THEM IN CARTONS BY ONE EACH



Inserting bags in cartons by one each



Cuffing bags over the carton top flaps



Blowing air to extend inserted bags in cartons

This **bag inserter** feeds film from a roll stock, cuts and seals to form a bag, inserts the bag in an erected carton, opens and cuffs the bag over the carton top flaps, blows air to extend the bag to fit the internal wall of carton better.

### SPECIFICATIONS

Inserting capacity: 6-7 cartons/min

Film width: 460-840mm

Applicable carton dims: L250-550\*W200-400\*H150-400mm, also can be customized

Power supply: 3P+N+G, 4.5 kW

Compressed air: 6-7 bar

Air consumption: 100 NL/min

Machine dims: L3500\*W2100\*H2550mm (for reference only)

## 3 WEIGH FILLER


WEIGH FILLING LINED CARTONS WITH HOT-MELTED MARGARINE/BUTTER/SHORTENING



This is a double-head weigh filling machine. Grade 304 stainless steel frame and 316L stainless steel product-contact parts.

# 4 BAG SEALER

UNCUFFING AND HEAT-SEALING BAG TOPS, FLATTENING FILLED BAGS



This **bag sealer** is designed to uncuff the bag tops off the carton flaps, lift up, heat-seal bag top and then flatten filled bags in cartons.

## SPECIFICATIONS

Sealing capacity: 3-5 cartons/min

Film width: 460-840mm

Applicable carton dims: L250-550\*W200-400\*H150-400mm, also can be customized

Power supply: 3P+N+G, 7 kW


Compressed air: 6-7 bar

Air consumption: 100 NL/min

Machine dims: L3322\*W2177\*H2350mm (for reference only)

# 5 CARTON SEALER

CLOSING AND SEALING CARTON TOP WITH TAPE



## FEATURES

1. Fold top flaps automatically.
2. Width and height adjustable for different cartons.

## SPECIFICATIONS

Applicable smallest carton: L200\*W120\*H120mm

Applicable biggest carton: L600\*W500\*H500mm

Applicable tape width: 48, 60, 75mm (choose one)

Sealing capacity: max. 20 metres/min

Machine dimensions: 1,700L\*W900\*H1,510mm

Power supply: single or three phases, max. 0.2 kW

Compressed air: 6.0 kgf/cm<sup>2</sup>

Air consumption: 40 NL/min



**Calmus Machinery**

3/F, Building 6, Sangtai Industrial Park, Liuxiandong, Xili  
Nanshan District, Shenzhen 518055, CHINA

T: (+86-755) 2803 3527

F: (+86-755) 2803 3601

E: [info@brentorma.com](mailto:info@brentorma.com)

[www.CalmusMachinery.com](http://www.CalmusMachinery.com)