



BHAGWATI

CRANES

PRECISION, QUALITY & EFFICIENCY WITH FLEXIBILITY

“LIFTING SOLUTIONS WORLDWIDE”



CHAIN HOIST

ADVANTAGES OF THE **BHAGWATI'S CRANE:**

MANUAL CHAIN HOIST

- ▶ Range 1 T to 10 T.
- ▶ Zero operating cost.
- ▶ light & medium duty applications.
- ▶ Manual operation.



GEARED TROLLEY

- ▶ Range 0.1 T to 6 T.
- ▶ Electric trolley range.



PUSH PULL TROLLEY

- ▶ Range 0.5 T to 5 T.



ELECTRIC TROLLEY

- ▶ Range 0.5 T to 10 T.
- ▶ Operated by electric motor.
- ▶ Suitable for wide range of flange width.
- ▶ Low operating cost and long service life.



RATCHET LEVER HOIST

- ▶ Range 0.5 T to 9 T.
- ▶ Operated by manually.
- ▶ Hook suspended lever hoist.
- ▶ Low operating cost and long service life.



BER SERIES (RANGE 0.5 T to 5 T)

- ▶ Range 0.5 T to 5 T.
- ▶ Long life friction clutch.
- ▶ Durable upper & lower limit switches
- ▶ Extreme duty fan cooled motor.
- ▶ Inverter (optional).
- ▶ Ergonomic push button pendant.
- ▶ Hooks suspension & electric trolley




BES SERIES

- ▶ Range 1 T to 7.5 T.
- ▶ We offer our customers the best quality of BES series hoist with exclusive series that will help in the lifting of different ranges of weight.
- ▶ These hoist electrically controlled and are easy to handle and maintenance Hook suspended and electric trolley.



BBES SERIES (RANGE 10 T to 30 T)

- ▶ Range 10 T to 30 T.
- ▶ Robust and heavy duty chain hoist
- ▶ Hook suspended and electric trolley.
- ▶ Faster lifting speeds.
- ▶ Wider range of lifting capacity.
- ▶ Pendant or controller operated.



CRANES

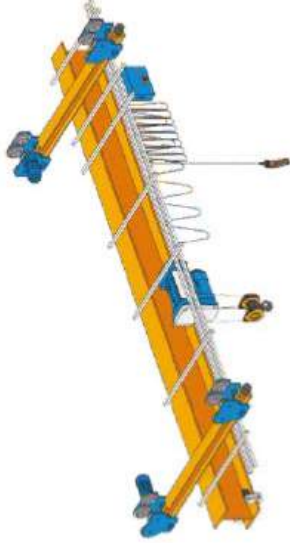
JIB CRANES

- ▶ JIB crane Range - 0.5T to 5T, Arm Up to 5 Mtr.
- ▶ Can be used freely in three dimensional space.
- ▶ Jib crane design with special structure, High safety & reliability with high efficiency which can save your energy & time.
- ▶ Cover small working area, easy to operate, flexible, economic & durable.
- ▶ Customized Crane optional available.



UNDER SLUNG CRANE

- ▶ SWL up to 0.5T to 10T.
- ▶ Crane track suspended from ceiling optimal side approach dimensions maximizes available building width.
- ▶ Highly durable & sturdy designs offer superior functionality, high load bearing capacity with long service life.
- ▶ We offers under slung crane with manual hoist, electric chain hoist & electric wire rope hoist.



SINGLE & DOUBLE GIRDER EOT CRANE

- ▶ Single Girder EOT Crane Range - 1T to 10T, Span Up to 30 Mtr.
- ▶ Double Girder EOT Crane Range - 3T to 80T, Span Up to 30 Mtr.
- ▶ Light weight and compact design minimizing building load & Space.
- ▶ Suitable for light, medium & Heavy duty workshop applications.
- ▶ High rigidity with minimum dead weight.
- ▶ Dual speeds for CT, LT & Hoisting.
- ▶ DIN & ISO international standard cranes.
- ▶ IP 56/IP 65 Panel Enclosure.
- ▶ Wide range of classification up to M8 duty cranes.
- ▶ Easy for assembly and dismantle.
- ▶ No special to required.



GANTRY CRANE

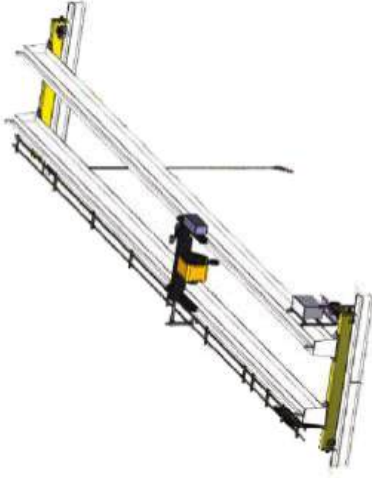
ADVANTAGES OF THE **BHAGWATI'S CRANE:**

GOLIATH / GANTRY CRANE

- ▶ Single Girder Goliath Range - 1T to 10T, Span Up to 30 Mtr.
- ▶ Double Girder Goliath Range - 5t to 150T, Span Up to 30 Mtr.
- ▶ Outstanding Crane geometry ensures excellent travel characteristics and minimize wear and tear of CT < wheels & runway.
- ▶ Unique safe flange beam joint suitable to normal size container/shipment.
- ▶ Higher service/safety factor crane duty components.
- ▶ Din & ISO international standard cranes.
- ▶ IP 56/IP 65 Panel Enclosure.
- ▶ FEM rested Robust design.

CRANE KIT

- ▶ End Carriages Hoist.
- ▶ Festoon System.
- ▶ Remote Control / Cable Pendant.



ELECTRIC WIRE ROPE HOIST

ADVANTAGES OF THE **BHAGWATI'S CRANE:**

BVH SERIES

- ▶ Single Girder hoist Range, 1T to 12.5T.
- ▶ European design.
- ▶ Compact design & aesthetic look.
- ▶ Minimize hook approach.
- ▶ Classic wire rope hoist durable, efficient and easy to handle.
- ▶ Suitable for wide range of flange width.



BVH SERIES

- ▶ Single Girder hoist Range, 1T to 12.5T.
- ▶ Japanese design.
- ▶ Higher reliable breaking system.
- ▶ Efficient maintenance is possible.
- ▶ The hoist composed rotational system with unitized break, motor, drum, reduction gear and auxiliary break.
- ▶ Hoisting motor thermal protection



BEWH SERIES

- ▶ Double Girder hoist Range, 3T to 80T.
- ▶ European design.
- ▶ Compact & low headroom design.
- ▶ Minimize hook approach.
- ▶ Equipped with high safety features.



BIH SERIES

- ▶ Single Girder hoist Range, 1T to 12.5T.
- ▶ Double Girder hoist Range, 3T to 150.5T.
- ▶ Indian design.
- ▶ Compact & low headroom design.
- ▶ Minimize hook approach.
- ▶ Equipped with high safety features.
- ▶ Customization is possible as per customers requirement with following IS standard.



PORTABLE GANTRY CRANE

- ▶ Portable
- ▶ Electrical
- ▶ Robust Built
- ▶ Metallic Tires
- ▶ Range 2-5 Ton
- ▶ Remote Control
- ▶ Powerful Chain Hoist



SPARE PARTS



CURRENT COLLECTOR



THRUSTER BRAKE



DISC BRAKE



LIMIT SWITCH



C RAIL FESTOON SYSTEM



DSL SPARE