



**Kandil Glass**  
Preserving Nature

*Tableware Catalogue*

# TABLE OF CONTENTS

- 01 About Us
- 02 Our Beliefs
- 03 Why choose us
- 04 What we can do

- 05 Market Size
- 06 Certfications
- 07 Our Values



## ABOUT US

Kandil Glass is one of the leaders in the glass industries in Egypt, Africa and the Middle East, specialized in IS Machine technology, high quality glass tableware and glass Candles. We operate 3 modern plants in the industrial part of 10th of Ramdan City, located 40 KM from Cairo.

We currently produce around 750'000'000 glass containers, tableware and glass candles annually, serving the food service and beverage industries. Our first plant started production in 2005, producing around 60 tons per day.



Following the increasing demand in the Middle East region, we expanded production with a second plant in 2013.

The new plant hosts the largest glass furnace in the region, with a melting capacity of 500 tons per day. In 2022, our capacity exceeded 30% by hosting the third plant of tableware and glass candles with production more than 85 tons per day. Kandil built rapid industrial structural adjustment and diversification into higher-quality products.



## OUR BELIEFS

### Vision

Our vision is to be an industry leader while building customer value. We aspire to achieve innovation through collaboration, exceed our clients' expectations and become their preferred business partner.

### Mission

Our mission is to take the glass manufacturing business to new horizons with state of the art technology and continuous innovation. We aim to maintain total customer satisfaction, with our high quality products and lasting relationships with our local and global customers. Over the past decades, we have been building expertise and enhancing skills and know-how. The beating heart of the company is its retained high-caliber and motivated team of professionals who strive with dedication, perseverance and integrity, placing collaborative efforts to achieve ultimate customer satisfaction.



## WHAT WE CAN DO

At Kandil Glass, it is our ability to balance quality control and productivity. We assist in the pursuit of continually improving quality in our machines.

To Compliment our manufacturing capabilities, we have a wide range of the newest top machines.

### 01 CNC Machine

Kandil can produce complex and customized parts with high-technology molds to enhance our performance, providing high quality that is keen on our customer's needs.

### 02 Spraying Machine

provide the best suit for natural and organic colors.

### 03 Printing Machine

Introducing our new printing machine, featuring 5-color printing and advanced UV printing technology for superior precision and vibrant results.

Additionally, we offer Silkscreen printing machine with 3-color capabilities.



### 04 Inspection Machine

helps to identify what is a defect and what is always achieve our luxury sustainability of glass.

### 05 Hot Coating


performs well with coating thickness levels providing temperature control, product weight, product flow, and article flow information.

### 06 Cold Coating

A protective film that gives the glass a smooth surface that resists scratching and other surface damage

### 07 Upcoming

- Jug Machine
- Spinning Machine up to (50 cm)





## WHY CHOOSE US

Kandil Glass emphasizes respect, commitment and quality. We continuously deliver high-quality glass products, we focus on details to consider ourselves a trusted partner to our customers by focusing on product quality and honoring commitment.



## OUR PRODUCTS



### **Tableware**

Tumblers  
Stemware  
Jugs  
Mugs  
Cups

### **Dinnerware**

Plates  
Bowls  
Icecream Bowls  
Saucers

### **Candles**

### **Spreadables**

### **Accessories**

Ashtrays  
Center Piece


### **Decoration**

Printing  
Spraying




# Tableware

At Kandil Glass, Our tableware is crafted with precision and high quality materials to ensure durability, clarity and elegance. We focus on delivering superior glass products that meet international standards.



Kandil Glass - Tableware





# Tumblers

VENEZA



## Veneza Lines

Code	T-P-G-VNZ-0325-LIN
DIMS <sub>(MM)</sub>	H: 124 T: 76 B: 58
CAP	325 mL.
Net Wt	290 g.



**HIB Colosseum**

Code	T-P-G-HIB-0365-CLM
DIMS <sub>(MM)</sub>	H: 145 T: 78 B: 56
CAP	365 mL.
Net Wt	360 g.



**DOF Colosseum**

Code	T-P-G-DOF-0360-CLM
DIMS <sub>(MM)</sub>	H: 119 T: 84 B: 65
CAP	360 mL.
Net Wt	346 g.



**DOF Colosseum**

Code	T-P-G-DOF-0320-CLM
DIMS <sub>(MM)</sub>	H: 120 T: 77 B: 62.5
CAP	320 mL.
Net Wt	260 g.



**OLF Colosseum**

Code	T-P-G-OLF-0300-CLM
DIMS <sub>(MM)</sub>	H: 93 T: 88 B: 64
CAP	300 mL.
Net Wt	250 g.



# COLOSS EUM



**OLF Colosseum**

Code	T-P-G-OLF-0250-CLM
DIMS <sub>(MM)</sub>	H: 86 T: 83 B: 50
CAP	250 mL.
Net Wt	230 g.



**OLF Colosseum**

Code	T-P-G-SHT-0045-CLM
DIMS <sub>(MM)</sub>	H: 54 T: 50 B: 36
CAP	45 mL.
Net Wt	70 g.





**Tubrok Slices**

Code	T-P-G-TBK-0300-SLC
DIMS <sub>(MM)</sub>	H: 89 T: 87 B: 65
CAP	300 mL.
Net Wt	230 g.



**Tubrok Bubbles**

Code	T-P-G-TBK-0300-BUB
DIMS <sub>(MM)</sub>	H: 89 T: 87 B: 65
CAP	300 mL.
Net Wt	230 g.



**Tubrok Honey**

Code	T-P-G-TBK-0300-HNY
DIMS <sub>(MM)</sub>	H: 89 T: 87 B: 65
CAP	300 mL.
Net Wt	230 g.



**Tubrok Plain**


Code	T-P-G-TBK-0300-PLN
DIMS <sub>(MM)</sub>	H: 89 T: 87 B: 65
CAP	300 mL.
Net Wt	230 g.



**Tubrok Lines**

Code	T-P-G-TBK-0300-LIN
DIMS <sub>(MM)</sub>	H: 89 T: 87 B: 65
CAP	300 mL.
Net Wt	230 g.

# TUB ROK



# ZOSER



**Zoser Plain**

Code	T-P-G-ZOS-0350-PLN
DIMS <sub>(mm)</sub>	H: 126 T: 76 B: 55
CAP	350 mL.
Net Wt	290 g.



**Zoser Plain**

Code	T-P-G-ZOS-0250-PLN
DIMS <sub>(mm)</sub>	H: 82 T: 76.5 B: 55
CAP	250 mL.
Net Wt	200 g.



# D&PO



**Depo Plain**

Code	T-P-G-DPO-0275-PLN
DIMS <sub>(mm)</sub>	H: 124 T: 78 B: 46
CAP	275 mL.
Net Wt	280 g.



**Depo Rings**

Code	T-P-G-DPO-0275-RNG
DIMS <sub>(mm)</sub>	H: 124 T: 78 B: 46
CAP	275 mL.
Net Wt	280 g.



**Depo Bricks**

Code	T-P-G-DPO-0275-BRK
DIMS <sub>(mm)</sub>	H: 124 T: 78 B: 46
CAP	275 mL.
Net Wt	280 g.



**Depo Rhombus**

Code	T-P-G-DPO-0275-RMB
DIMS <sub>(mm)</sub>	H: 124 T: 78 B: 46
CAP	275 mL.
Net Wt	280 g.





### Cone Plain

Code | T-P-G-CON-0470-PLN  
 DIMS<sub>(mm)</sub> | H: 147.5 T: 88.5 B: 60.5  
 CAP | 470 mL.  
 Net Wt | 395 g.



### Cone Lines

Code | T-P-G-CON-0470-PLN  
 DIMS<sub>(mm)</sub> | H: 147.5 T: 88.5 B: 60.5  
 CAP | 470 mL.  
 Net Wt | 395 g.

# CONES



### Cone Plain

Code | T-P-G-CON-0320-PLN  
 DIMS<sub>(mm)</sub> | H: 134 T: 75 B: 54  
 CAP | 320 mL.  
 Net Wt | 287 g.



### Cone Lines

Code | T-P-G-CON-0320-LIN  
 DIMS<sub>(mm)</sub> | H: 134 T: 75 B: 54  
 CAP | 320 mL.  
 Net Wt | 287g.



### Cone Diamond

Code | T-P-G-CON-0320-DIM  
 DIMS<sub>(mm)</sub> | H: 134 T: 75 B: 54  
 CAP | 320 mL.  
 Net Wt | 287 g.



### Cone Lines

Code | T-P-G-CON-0200-LIN  
 DIMS<sub>(mm)</sub> | H: 99 T: 67.5 B: 55  
 CAP | 200 mL.  
 Net Wt | 180 g.



### Cone Honey

Code | T-P-G-CON-0200-HNY  
 DIMS<sub>(mm)</sub> | H: 99 T: 67.5 B: 55  
 CAP | 200 mL.  
 Net Wt | 180 g.



### Cone Circles

Code | T-P-G-CON-0200-CIR  
 DIMS<sub>(mm)</sub> | H: 99 T: 67.5 B: 55  
 CAP | 200 mL.  
 Net Wt | 180 g.



### Cone Plain

Code | T-P-G-CON-0200-PLN  
 DIMS<sub>(mm)</sub> | H: 99 T: 67.5 B: 55  
 CAP | 200 mL.  
 Net Wt | 175 g.



### Cone Twist

Code | T-P-G-CON-0200-TWS  
 DIMS<sub>(mm)</sub> | H: 99 T: 67.5 B: 55  
 CAP | 200 mL.  
 Net Wt | 180 g.



**Cylinder Plain**

Code	T-P-G-CYL-0360-PLN
DIMS <sub>(mm)</sub>	H:97 T:85 B:72
CAP	360 mL
Net Wt	283 g.



**Cylinder Circles**

Code	T-P-G-CYL-0360-CIR
DIMS <sub>(mm)</sub>	H:97 T:85 B:72
CAP	360 mL
Net Wt	283 g.



**Cylinder Lines**

Code	T-P-G-CYL-0360-LIN
DIMS <sub>(mm)</sub>	H:97 T:85 B:72
CAP	360 mL
Net Wt	283 g.



**Cylinder Diamond**

Code	T-P-G-CYL-0360-DIM
DIMS <sub>(mm)</sub>	H:97 T:85 B:72
CAP	360 mL
Net Wt	283 g.

# CYLINDER



**Cylinder Plain**

Code	T-P-G-CYL-0265-PLN
DIMS <sub>(mm)</sub>	H: 88 T: 78 B: 69
CAP	265 mL
Net Wt	250 g.



**Cylinder Pixels**

Code	T-P-G-CYL-0265-PIX
DIMS <sub>(mm)</sub>	H: 88 T: 78 B: 69
CAP	265 mL
Net Wt	250 g.



**Cylinder Circle**

Code	T-P-G-CYL-0265-CIR
DIMS <sub>(mm)</sub>	H: 88 T: 78 B: 69
CAP	265 mL
Net Wt	250 g.



**Cylinder Wave**

Code	T-P-G-CYL-0265-WAV
DIMS <sub>(mm)</sub>	H: 88 T: 78 B: 69
CAP	265 mL
Net Wt	250 g.



**Cylinder Diamond**

Code	T-P-G-CYL-0265-DIA
DIMS <sub>(mm)</sub>	H: 88 T: 78 B: 69
CAP	265 mL
Net Wt	250 g.



**Cylinder Lines**

Code	T-P-G-CYL-0265-LIN
DIMS <sub>(mm)</sub>	H: 88 T: 78 B: 69
CAP	265 mL
Net Wt	250 g.



**Cylinder Diamond**

Code	T-P-G-CYL-0160-DMD
DIMS <sub>(MM)</sub>	H: 100 T: 62 B: 44
CAP	160 mL.
Net Wt	185 g.



**Cylinder Rhombus**

Code	T-P-G-CYL-0160-RMB
DIMS <sub>(MM)</sub>	H: 100 T: 62 B: 44
CAP	160 mL.
Net Wt	185 g.



**Cylinder SNR**

Code	T-P-G-CYL-0160-SNR
DIMS <sub>(MM)</sub>	H: 100 T: 62 B: 44
CAP	160 mL.
Net Wt	185 g.



**Cylinder Lines**

Code	T-P-G-CYL-0160-LIN
DIMS <sub>(MM)</sub>	H: 100 T: 62 B: 44
CAP	160 mL.
Net Wt	185 g.



**Cylinder Diamond**

Code	T-P-G-CYL-0160-DIM
DIMS <sub>(MM)</sub>	H: 100 T: 62 B: 44
CAP	160 mL.
Net Wt	185 g.

# CYLINDER



**Cylinder QEN**

Code	T-P-G-CYL-0220-QEN
DIMS <sub>(MM)</sub>	H: 99 T: 69 B: 53.5
CAP	220 mL.
Net Wt	215 g.



**Cylinder QEN**

Code	T-P-G-CYL-0130-QEN
DIMS <sub>(MM)</sub>	H: 83 T: 59 B: 44
CAP	120 mL.
Net Wt	185 g.



# LOTUS



**Lotus Lines**

Code | T-P-G-LOT-0245-LIN  
DIM<sub>S(mL)</sub> | H: 104 T: 77 B: 50  
CAP | 245 mL.  
Net Wt | 223.5 g.



**Lotus Lines**

Code | T-P-G-LOT-0190-LIN  
DIM<sub>S(mL)</sub> | H: 80 T: 75 B: 59  
CAP | 190 mL.  
Net Wt | 192 g.



**Lotus Lines**

Code | T-P-G-LOT-0120-PLN  
DIM<sub>S(mL)</sub> | H: 88 T: 62 B: 42  
CAP | 120 mL.  
Net Wt | 142 g.



**Lotus Plain**

Code | T-P-G-LOT-0120-PLN  
DIM<sub>S(mL)</sub> | H: 88 T: 62 B: 42  
CAP | 120 mL.  
Net Wt | 142 g.



# DALLA



**Dalla Lines**

Code | T-P-G-DLA-0160-LIN  
DIM<sub>S(MM)</sub> | H: 88 T: 66 B: 50  
CAP | 160 mL.  
Net Wt | 168 g.



**Dalla Lines**

Code | T-P-G-DLA-0137-LIN  
DIM<sub>S(MM)</sub> | H: 70 T: 66 B: 50  
CAP | 137 mL.  
Net Wt | 145 g.

# ARC



**Arc Drops**

Code | T-P-G-ARC-0130-DRP  
DIM<sub>S(MM)</sub> | H: 72 T: 66 B: 45  
CAP | 130 mL.  
Net Wt | 135 g.



**Arc Plain**

Code | T-P-G-ARC-0130-PLN  
DIM<sub>S(MM)</sub> | H: 72 T: 66 B: 45  
CAP | 130 mL.  
Net Wt | 135 g.

# HABIBA



**Habiba Plain**

Code | T-P-G-HAB-0250-PLN  
DIM<sub>S(MM)</sub> | H: 124 T: 68 B: 50  
CAP | 250 mL.  
Net Wt | 270 g.



**Habiba Plain**

Code | T-P-G-HAB-0230-PLN  
DIM<sub>S(MM)</sub> | H: 100 T: 69 B: 55  
CAP | 230 mL.  
Net Wt | 250 g.



**Habiba Plain**

Code | T-P-G-HAB-0155-PLN  
DIM<sub>S(MM)</sub> | H: 81 T: 66 B: 50  
CAP | 155 mL.  
Net Wt | 174 g.

# LOWBALL



**Lowball Lotus**

Code | T-P-G-LOW-0130-LOT  
DIM<sub>S(MM)</sub> | H: 80 T: 69 B: 39  
CAP | 130 mL.  
Net Wt | 135 g.



**Lowball Wave**

Code | T-P-G-LWB-0130-WAV  
DIM<sub>S(MM)</sub> | H: 74 T: 66 B: 40  
CAP | 130 mL.  
Net Wt | 155 g.



**Square**

Code | T-P-G-SQR-0225-PLN  
DIM<sub>S(MM)</sub> | H: 110 T: 69 B: 51  
CAP | 225 mL.  
Net Wt | 197 g.



**Square**

Code | T-P-G-SQR-0075-PLN  
DIM<sub>S(MM)</sub> | H: 80 T: 62 B: 45  
CAP | 75 mL.  
Net Wt | 150 g.

# SQUARE

# KODS



**Kods Arc**

Code | T-P-G-KDS-280-ARC  
DIM<sub>S(MM)</sub> | H: 134 T: 69 B: 55  
CAP | 280 mL.  
Net Wt | 263 g.



**Kods Arc**

Code | T-P-G-KDS-0250-ARC  
DIM<sub>S(MM)</sub> | H: 100 T: 70 B: 55  
CAP | 250 mL.  
Net Wt | 217 g.

# SRA



**Sheraa**

Code | T-P-G-SRA-0250-SRA  
DIM<sub>S(MM)</sub> | H: 100 T: 73 B: 5.6  
CAP | 250 mL.  
Net Wt | 200 g.



**Sheraa**

Code | T-P-G-SRA-0160-SRA  
DIM<sub>S(MM)</sub> | H: 87 T: 62 B: 44  
CAP | 160 mL.  
Net Wt | 180 g.

# RAZAN



**Razan Plain**

Code | T-P-G-RZN-0230-PLN  
DIMS<sub>(mm)</sub> | H: 112 T: 70 B: 50  
CAP | 230 mL.  
Net Wt | 220 g.



**Zina Twisted**

Code | T-P-G-ZNA-0190-TWS  
DIMS<sub>(mm)</sub> | H: 75 T: 78 B: 57  
CAP | 190 mL.  
Net Wt | 166 g.

# ZINA

# AXE



**Axe Colosseum**

Code | T-P-G-AXE-0130-CLM  
DIMS<sub>(mm)</sub> | H: 83 T: 63 B: 52  
CAP | 130 mL.  
Net Wt | 165 g.



**Mirona Plain**

Code | T-P-G-MRN-0040-PLN  
DIMS<sub>(mm)</sub> | H: 70 T: 45 B: 34  
CAP | 40 mL.  
Net Wt | 75 g.

# MIRONA

# BROOCH



**Brooch Frosted**

Code | T-P-G-BCH-0240-FRS  
DIMS<sub>(mm)</sub> | H: 102 T: 72 B: 50  
CAP | 240 mL.  
Net Wt | 206 g.



**Spanish Pattern**

Code | T-P-G-SPN-0150-PTT  
DIMS<sub>(mm)</sub> | H: 78 T: 65 B: 54  
CAP | 150 mL.  
Net Wt | 153 g.

# SPANISH

# HIGHBALL



**Highball Diamond**

Code | T-P-G-HIB-0240-DIM  
DIMS<sub>(mm)</sub> | H: 128 T: 67 B: 60  
CAP | 240 mL.  
Net Wt | 250 g.



**Ghaza Plain**

Code | T-P-G-GHZ-0150-PLN  
DIMS<sub>(mm)</sub> | H: 72 T: 63 B: 44  
CAP | 150 mL.  
Net Wt | 179 g.

# GHAZA

# TURKY



**Turky Plain**

Code | T-P-G-TRK-0260-PLN  
DIM<sub>S(MM)</sub> | H: 129 T: 69 B: 52  
CAP | 260 mL.  
Net Wt | 285 g.



**Turky Plain**

Code | T-P-G-TRK-0250-PLN  
DIM<sub>S(MM)</sub> | H: 92 T: 79 B: 71  
CAP | 250 mL.  
Net Wt | 260 g.

# TANGO



**Tango Plain**

Code | T-P-G-TNG-230-PLN  
DIM<sub>S(MM)</sub> | H: 123 T: 65 B: 56  
CAP | 230 mL.  
Net Wt | 285 g.



**Tango Plain**

Code | T-P-G-TNG-219-PLN  
DIM<sub>S(MM)</sub> | H: 123 T: 65 B: 56  
CAP | 219 mL.  
Net Wt | 285 g.



**Tango Plain**

Code | T-P-G-TNG-0160-PLN  
DIM<sub>S(MM)</sub> | H: 30 T: 80 B: 69  
CAP | 160 mL.  
Net Wt | 180 g.



**Lara Plain**

Code | T-P-G-LRA-0260-PLN  
DIM<sub>S(MM)</sub> | H: 164 T: 60 B: 50  
CAP | 260 mL.  
Net Wt | 330 g.

# LARA

# FLUTE



**Flute Lines**

Code | T-P-G-FUT-240-LIN  
DIM<sub>S(MM)</sub> | H: 130 T: 65 B: 55  
CAP | 240 mL.  
Net Wt | 304 g.

# T.I.S.



**Cylinder Diamond**

Code | T-T-G-CYL-240-DIA  
DIM<sub>S(MM)</sub> | H: 127.5 T: 55 B: 52  
CAP | 240 mL.  
Net Wt | 215 g.



**Cylinder Noba**

Code | T-G-CYL-0240-NOB  
DIM<sub>S(MM)</sub> | H: 127.5 T: 55 B: 52  
CAP | 240 mL.  
Net Wt | 215 g.



**Cylinder Lines**

Code | T-T-G-CYL-0240-LIN  
DIM<sub>S(MM)</sub> | H: 127.5 T: 55 B: 52  
CAP | 240 mL.  
Net Wt | 215 g.



# CYLINDER



**Cylinder Lines**

Code	T-P-G-CYL-0420-LIN
DIMS <sub>(MM)</sub>	H: 136.5 T: 77 B: 70.5
CAP	420 mL.
Net Wt	395 g.



**Cylinder Lines**

Code	T-P-G-CYL-0340-LIN
DIMS <sub>(MM)</sub>	H: 90 T: 84 B: 80
CAP	340 mL.
Net Wt	290 g.

# Stemware



# DOMS



## Dome Lines

Code	S-P-G-DOM-0365-LIN
DIMS <sub>(MM)</sub>	H: 160.5 T: 9.5 B: 75
CAP	365 mL
Net Wt	410 g.



## ROME



Rome Plain

Code	S-P-G-ROM-0200-PLN
DIMS <sub>(MM)</sub>	H: 161 T: 78 B: 57
CAP	200 mL.
Net Wt	270 g.

## BARCELONA



Barcelona Plain

Code	S-P-G-BRC-0200-PLN
DIMS <sub>(MM)</sub>	H: 161 T: 78 B: 57
CAP	200 mL.
Net Wt	265 g.

## MADRID



Madrid Plain

Code	S-P-G-MDR-0200-PLN
DIMS <sub>(MM)</sub>	H: 161 T: 78 B: 57
CAP	200 mL.
Net Wt	265 g.

## NAPOLI



Napoli Plain

Code	S-P-G-NPL-0280-PLN
DIMS <sub>(MM)</sub>	H: 108 T: 87 B: 69
CAP	280 mL.
Net Wt	246 g.



Napoli Honey

Code	S-P-G-NPL-0280-HNY
DIMS <sub>(MM)</sub>	H: 108 T: 87 B: 69
CAP	280 mL.
Net Wt	246 g.



Napoli Lines

Code	S-P-G-NPL-0280-LIN
DIMS <sub>(MM)</sub>	H: 108 T: 87 B: 69
CAP	280 mL.
Net Wt	246 g.

## COLOSSEUM DALIDA



**High Ball Colosseum**

Code	S-P-G-HIB-0290-CLM
DIMS <sub>(mm)</sub>	H:151 T: 75 B: 66
CAP	290 mL.
Net Wt	390 g.



**Dalida Plain**

Code	S-P-G-DLD-0200-PLN
DIMS <sub>(mm)</sub>	H: 120 T: 73 B: 63
CAP	200 mL.
Net Wt	276 g.



# Jugs



Colosseum

Code	J-P-G-CSB-1200-CLM-F-K
DIMS <sub>(mm)</sub>	H: 208 T: 119 B: 88.2
CAP	1200 mL
Net Wt	1120 g.





# Mugs & Cups

## RIB



**Cylinder Ribs**

Code	M-P-G-CYL-0380-RIB
DIMS <sub>(MM)</sub>	H: 123 T: 74 B: 74
CAP	380 mL
Net Wt	400 g.

# CYLINDER



**Cylinder Plain**

Code | M-P-G-CYL-0246-PLN  
DIMS<sub>(MM)</sub> | H: 90 T: 72 B: 50  
CAP | 246 mL.  
Net Wt | 230 g.



**Cylinder Lines**

Code | M-P-G-CYL-0246-LIN  
DIMS<sub>(MM)</sub> | H: 90 T: 72 B: 50  
CAP | 246 mL.  
Net Wt | 230 g.



**Cylinder Bubbles**

Code | M-P-G-CYL-0246-BUB  
DIMS<sub>(MM)</sub> | H: 90 T: 72 B: 50  
CAP | 246 mL.  
Net Wt | 230 g.



**Cylinder Leaves**

Code | M-P-G-CYL-0246-LEV  
DIMS<sub>(MM)</sub> | H: 90 T: 72 B: 50  
CAP | 246 mL.  
Net Wt | 230 g.



**Cylinder Pyramids**

Code | M-P-G-CYL-0246-PRY  
DIMS<sub>(MM)</sub> | H: 90 T: 72 B: 50  
CAP | 246 mL.  
Net Wt | 230 g.



**Cylinder Bricks**

Code | M-P-G-CYL-0246-BRK  
DIMS<sub>(MM)</sub> | H: 90 T: 72 B: 50  
CAP | 246 mL.  
Net Wt | 230 g.



**Cone Plain**

Code	M-P-G-CON-0255-PLN
DIMS <sub>(mm)</sub>	H: 112 T: 77 B: 52
CAP	255 mL.
Net Wt	275 g.



**Cone Pyramids**

Code	M-P-G-CON-0255-PYR
DIMS <sub>(mm)</sub>	H: 112 T: 77 B: 52
CAP	255 mL.
Net Wt	275 g.

# CONES



**Cone Bricks**

Code	M-P-G-CON-0255-BRK
DIMS <sub>(mm)</sub>	H: 112 T: 77 B: 52
CAP	255 mL.
Net Wt	275 g.



**Cone Bubbles**

Code	M-P-G-CON-0255-BUB
DIMS <sub>(mm)</sub>	H: 112 T: 77 B: 52
CAP	255 mL.
Net Wt	275 g.



**Cone Leaves**

Code	M-P-G-CON-0255-LEV
DIMS <sub>(mm)</sub>	H: 112 T: 77 B: 52
CAP	255 mL.
Net Wt	275 g.



**Cone Plain**

Code	M-P-G-CON-0185-PLN
DIMS <sub>(mm)</sub>	H: 95 T: 70 B: 49
CAP	185 mL.
Net Wt	215 g.



**Cone Waves**

Code	M-P-G-CON-0185-WAV
DIMS <sub>(mm)</sub>	H: 95 T: 70 B: 49
CAP	185 mL.
Net Wt	215 g.



**Cone Pixels**

Code	M-P-G-CON-0185-PIX
DIMS <sub>(mm)</sub>	H: 95 T: 70 B: 49
CAP	185 mL.
Net Wt	215 g.



**Cone Plain**

Code	C-P-G-CON-0085-PLN
DIMS <sub>(mm)</sub>	H: 65 T: 58 B: 40.9
CAP	85 mL.
Net Wt	100 g.





# CONS



**Cone Plain**

Code	C-P-G-CON-0070-PLN
DIMS <sub>(mm)</sub>	H: 65 T: 49 B: 38
CAP	70 mL
Net Wt	90 g.



**Cone Coffee**

Code	C-T-G-CON-0070-COF
DIMS <sub>(mm)</sub>	H: 65 T: 49 B: 38
CAP	70 mL
Net Wt	90 g.



**Cone Robusta**

Code	C-T-G-CON-0070-ROB
DIMS <sub>(mm)</sub>	H: 65 T: 49 B: 38
CAP	70 mL
Net Wt	90 g.

# CONVEX



**Convex Plain**

Code | M-P-G-CNV-0282-PLN  
DIM<sub>S(Std)</sub> | H: 100 T: 65 B: 60  
CAP | 282 mL.  
Net Wt | 295 g.



**Convex Bubbles**

Code | M-P-G-CNV-0282-BUB  
DIM<sub>S(Std)</sub> | H: 100 T: 65 B: 60  
CAP | 282 mL.  
Net Wt | 295 g.



# SPHERE



**Sphere Plain**

Code | M-P-G-SPR-0250-PLN  
DIM<sub>S(MM)</sub> | H: 65 T: 93 B: 43  
CAP | 250 mL.  
Net Wt | 199 g.



**Sphere Lines**

Code | M-P-G-SPR-0250-LIN  
DIM<sub>S(MM)</sub> | H: 65 T: 93 B: 43  
CAP | 250 mL.  
Net Wt | 199 g.



**Sphere Plain**

Code | C-P-G-SPR-0090-PLN  
DIM<sub>S(MM)</sub> | H: 47 T: 68 B: 31  
CAP | 90 mL.  
Net Wt | 90 g.



**Sphere Lines**

Code | M-P-G-SPR-0090-LIN  
DIM<sub>S(MM)</sub> | H: 47 T: 68 B: 31  
CAP | 90 mL.  
Net Wt | 90 g.



# ROYAL



**Royal Plain**

Code | M-P-G-ROY-0230-PLN  
DIMs<sub>(mm)</sub> | H: 146 T: 75 B: 69  
CAP | 230 mL.  
Net Wt | 370 g.



**Royal Plain**

Code | C-P-G-ROY-0130-PLN  
DIMs<sub>(mm)</sub> | H: 110 T: 60 B: 55  
CAP | 130 mL.  
Net Wt | 219 g.



**Royal Lines**

Code | M-P-G-ROY-0230-LIN  
DIMs<sub>(mm)</sub> | H: 146 T: 75 B: 69  
CAP | 230 mL.  
Net Wt | 370 g.



**Royal Lines**

Code | M-P-G-RYL-0130-LIN  
DIMs<sub>(mm)</sub> | H: 110 T: 60 B: 55  
CAP | 130 mL.  
Net Wt | 219 g.

# ISTIKANA



**Istikana Plain**

Code | M-P-G-IST-0140-PLN  
DIMS<sub>(mm)</sub> | H: 95 T: 65 B: 35  
CAP | 140 mL.  
Net Wt | 210 g.



**Istikana Maraques**

Code | M-P-G-IST-0140-MRQ  
DIMS<sub>(mm)</sub> | H: 95 T: 65 B: 35  
CAP | 140 mL.  
Net Wt | 200 g.



**Istikana Plain**

Code | C-P-G-IST-090-PLN  
DIMS<sub>(mm)</sub> | H: 80 T: 56 B: 32  
CAP | 90 mL.  
Net Wt | 105 g.



# FRESSIA



**Freessia Plain**  
Code | M-P-G-FRS-0280-PLN  
DIMs<sub>(mm)</sub> | H: 94 T: 83 B: 55  
CAP | 280 mL.  
Net Wt | 242 g.



**Freessia Butterfly**  
Code | M-P-G-FRS-0280-BUT  
DIMs<sub>(mm)</sub> | H: 94 T: 83 B: 55  
CAP | 280 mL.  
Net Wt | 240 g.



**Freessia Plain**  
Code | M-P-G-FRS-0195-PLN  
DIMs<sub>(mm)</sub> | H: 70 T: 76 B: 45  
CAP | 195 mL.  
Net Wt | 211 g.



**Freessia Plain**  
Code | C-P-G-FRS-0090-PLN  
DIMs<sub>(mm)</sub> | H: 67 T: 60 B: 38  
CAP | 90 mL.  
Net Wt | 104 g.



# FAYROUZ



**Fayrouz Plain**

Code | M-P-G-FRZ-0400-PLN  
DIMS<sub>(mm)</sub> | H: 131 T: 83 B: 55  
CAP | 400 mL.  
Net Wt | 430 g.



**Fayrouz Plain**

Code | M-P-G-FRZ-0225-PLN  
DIMS<sub>(mm)</sub> | H: 98 T: 73 B: 47  
CAP | 225 mL.  
Net Wt | 225 g.



**Fayrouz Plain**

Code | M-P-G-FRZ-0100-PLN  
DIMS<sub>(mm)</sub> | H: 74 T: 55 B: 38  
CAP | 100 mL.  
Net Wt | 118 g.

# SUPREMS



**Supreme Plain**

Code | M-P-G-SPM-0250-PLN  
DIMS<sub>(mm)</sub> | H: 91 T: 76/84 B: 53/60  
CAP | 250 mL.  
Net Wt | 300 g.

# LOLY



**Loly Plain**

Code | M-P-G-LLY-0200-PLN  
DIMS<sub>(mm)</sub> | H: 85 T: 75 B: 49/52  
CAP | 200 mL.  
Net Wt | 240 g.

# LOVELY



**Lovely Plain**

Code | M-P-G-LVL-0190-PLN  
DIMS<sub>(mm)</sub> | H: 73 T: 72 B: 58  
CAP | 190 mL.  
Net Wt | 268 g.



**Lovely Twisted**

Code | M-P-G-LVL-0190-TWS  
DIMS<sub>(mm)</sub> | H: 73 T: 72 B: 58  
CAP | 190 mL.  
Net Wt | 268 g.

# COLOSSEUM

# DIAMOND

# SESE

# LOTUS



**Colosseum**

Code | M-P-G-DOF-280-CLM  
DIM<sub>S(MM)</sub> | H: 107 T: 84 B: 62  
CAP | 280 mL.  
Net Wt | 308 g.



**Diamond Plain**

Code | M-P-G-DIM-0175-PLN  
DIM<sub>S(MM)</sub> | H: 85 T: 75 B: 40/54  
CAP | 175 mL.  
Net Wt | 235 g.



**Sese Plain**

Code | M-P-G-SES-0220-PLN  
DIM<sub>S(MM)</sub> | H: 90 T: 75 B: 56  
CAP | 220 mL.  
Net Wt | 202 g.



**Lotus Plain**

Code | M-P-G-LOT-0185-PLN  
DIM<sub>S(MM)</sub> | H: 69 T: 79 B: 65  
CAP | 250 mL.  
Net Wt | 240 g.



**Lotus Lines**

Code | M-P-G-LOT-0185-LIN  
DIM<sub>S(MM)</sub> | H: 69 T: 79 B: 65  
CAP | 250 mL.  
Net Wt | 240 g.



**Lotus Plain**

Code | C-P-C-LOT-0090-PLN  
DIM<sub>S(MM)</sub> | H: 55 T: 62.5 B: 50  
CAP | 90 mL.  
Net Wt | 100 g.



**Lotus Lines**

Code | M-P-G-LOT-0090-LIN  
DIM<sub>S(MM)</sub> | H: 55 T: 62.5 B: 50  
CAP | 90 mL.  
Net Wt | 100 g.

# JULEP



**Julep Plain**

Code | M-P-G-JLP-0180-PLN  
DIM<sub>S(MM)</sub> | H: 79.5 T: 75 B: 70  
CAP | 180 mL  
Net Wt | 200 g.



**Julep Plain**

Code | C-P-G-JLP-0080-PLN  
DIM<sub>S(MM)</sub> | H: 65 T: 58 B: 55  
CAP | 80 mL  
Net Wt | 125 g.

# ANDALOUS SYDNEY



**Andalous Plain**

Code | C-P-G-ANS-0090-PLN  
DIM<sub>S(MM)</sub> | H: 85 T: 57 B: 48  
CAP | 90 mL  
Net Wt | 145 g.



**Sydney Plain**

Code | C-P-G-SDN-0130-PLN  
DIM<sub>S(MM)</sub> | H: 85 T: 60 B: 45  
CAP | 130 mL  
Net Wt | 155 g.



**Saudi Plain**

Code | C-P-G-SUD-0090-PLN  
DIM<sub>S(MM)</sub> | H: 75 T: 60 B: 45  
CAP | 90 mL  
Net Wt | 125 g.



**Morgan Plain**

Code | C-P-G-MRG-0090-PLN  
DIM<sub>S(MM)</sub> | H: 70 T: 55 B: 52  
CAP | 90 mL  
Net Wt | 156 g.

# SAUDI

# MORGAN

# TEXAS



**Texas Plain**

Code | M-P-G-TAX-0430-PLN  
DIMs(mm) | H: 170 T: 84 B: 62  
CAP | 430 mL  
Net Wt | 745 g.

**Texas Lines**

Code | M-P-G-TAX-0430-LIN  
DIMs(mm) | H: 170 T: 84 B: 62  
CAP | 430 mL  
Net Wt | 745 g.

# SUPER



**Super Plain**

Code | M-P-G-SUP-0275-PLN  
DIMs(mm) | H: 125 T: 70 B: 80  
CAP | 275 mL  
Net Wt | 560 g.

# CARINA



**Carina Plain**

Code | M-P-G-CAR-0390-PLN  
DIMs(mm) | H: 125 T: 80 B: 80  
CAP | 390 mL  
Net Wt | 523 g.

# SPECTRA



**Spectra Plain**

Code | M-P-G-SPC-0240-PLN  
DIMs(mm) | H: 120 T: 65 B: 80  
CAP | 240 mL  
Net Wt | 470 g.



# Plates & Bowls



Circle Leaves

Code	P-P-G-CIR-5000-LEV
DIMS <sub>(mm)</sub>	H: 24 D: 126
Net Wt	130 g.





#### Circle Flower

Code | P-P-C-CIR-6022-FLW  
DIMs<sub>(MM)</sub> | H: 18 D: 158  
Net Wt | 270 g.



#### Circle Jewel

Code | P-P-C-CIR-6022-JWL  
DIMs<sub>(MM)</sub> | H: 18 D: 158  
Net Wt | 270 g.



#### Circle Diamond

Code | P-P-C-CIR-6022-DIM  
DIMs<sub>(MM)</sub> | H: 18 D: 158  
Net Wt | 270 g.



#### Ellipse Leaves

Code | P-P-G-ELP-8000-LEV  
DIMs<sub>(MM)</sub> | H: 23 D: 188.5\*99  
Net Wt | 220 g.



#### Ellipse Diamond

Code | P-P-G-ELP-8000-DIM  
DIMs<sub>(MM)</sub> | H: 23 D: 188.5\*99  
Net Wt | 220 g.



#### Ellipse Arrow

Code | P-P-G-ELP-8000-ARW  
DIMs<sub>(MM)</sub> | H: 23 D: 188.5\*99  
Net Wt | 220 g.






# Plates



**Lotus 5090**

Code | P-P-G-LOT-5090-LEV  
DIM<sub>S(plate)</sub> | H: 29.4 T: 150 B: 87.8  
Net Wt | 240 g.



**Lotus 7080**

Code | P-P-G-LOT-5000-LEV  
DIM<sub>S(plate)</sub> | H: 40 T: 202 B: 145  
Net Wt | 485 g.



**Lotus 8040**

Code | P-P-G-LOT-8040-PLN-F-K  
DIM<sub>S(plate)</sub> | H: 28.5 T: 215 B: 130  
Net Wt | 370 g.





# Saucers



**Arc Plain**

Code | U-P-G-ARC-5040-PLN  
DIM<sub>S(MM)</sub> | H: 18 T: 140 B: 70  
Net Wt | 141 g.



**Arc Plain**

Code | U-P-G-ARC-4060-PLN  
DIM<sub>S(MM)</sub> | H: 19 T: 115 B: 55  
Net Wt | 120 g.



**Morgan**

Code | U-P-G-CIR-4040-MRG  
DIM<sub>S(MM)</sub> | H: 23 T: 113 B: 56  
Net Wt | 88 g.



**Circle Plain**

Code | U-P-G-CIR-4000-ISP  
DIM<sub>S(MM)</sub> | H: 24 T: 103 B: 46  
Net Wt | 103 g.



# Bowls



Halla Plain

Code | W-P-G-HLL-6040-PLN  
DIM<sub>S(MM)</sub> | H: 78 T: 170 B: 90  
Net Wt | 515 g.



Halla Plain

Code | W-P-G-HLL-5040-PLN  
DIM<sub>S(MM)</sub> | H: 60 T: 145 B: 67  
Net Wt | 325 g.



Halla Plain

Code | W-P-G-HLL-4070-PLN  
DIM<sub>S(MM)</sub> | H: 53 T: 121 B: 60  
Net Wt | 225 g.



Halla Plain

Code | W-P-G-HLL-4010-PLN  
DIM<sub>S(MM)</sub> | H: 43 T: 105 B: 40  
Net Wt | 140 g.



HALLA



#### Rectangular Handle Plain

Code | W-P-C-RCT-5000-HPL  
DIM<sub>S(MM)</sub> | H: 35 T: 130X177 B: 115X57  
CAP | 142 mL.  
Net Wt | 150 g.



#### Circular Handle Lines

Code | W-P-C-CIR-4050-HLN  
DIM<sub>S(MM)</sub> | H: 40 T: 115 B: 85  
CAP | 130 mL.  
Net Wt | 150 g.



#### Square Handle Lines

Code | W-P-C-SQR-2000-HPL  
DIM<sub>S(MM)</sub> | H: 36 T: 105 B: 62  
CAP | 125 mL.  
Net Wt | 135 g.



#### Circular Handle Plain

Code | W-P-C-CIR-4050-HPL  
DIM<sub>S(MM)</sub> | H: 40 T: 115 B: 85  
CAP | 130 mL.  
Net Wt | 150 g.



# MIRA



**Mira Plain**

Code | W-P-G-MRA-3050-PLN  
DIM<sub>S(MM)</sub> | H: 50 T: 110 B: 85  
CAP | 110 mL  
Net Wt | 95 g.



**Mira Rings**

Code | W-P-G-MRA-3050-RNG  
DIM<sub>S(MM)</sub> | H: 50 T: 110 B: 85  
CAP | 110 mL  
Net Wt | 95 g.



**Mira Bubbles**

Code | W-P-G-MRA-3050-BUB  
DIM<sub>S(MM)</sub> | H: 50 T: 110 B: 85  
CAP | 110 mL  
Net Wt | 95 g.



**Mira Pixels**

Code | W-P-G-MRA-3050-PIX  
DIM<sub>S(MM)</sub> | H: 50 T: 110 B: 85  
CAP | 110 mL  
Net Wt | 95 g.



# MAYA



**Maya Bubbles**

Code | W-P-G-MYA-1000-BUB  
DIM<sub>S(MM)</sub> | H: 37 T: 110 B: 33  
CAP | 110 mL.  
Net Wt | 130 g.



**Maya Flower**

Code | W-P-G-MYA-1000-FLW  
DIM<sub>S(MM)</sub> | H: 37 T: 110 B: 33  
CAP | 110 mL.  
Net Wt | 130 g.



**Maya Wave**

Code | W-P-G-MYA-1000-WAV  
DIM<sub>S(MM)</sub> | H: 37 T: 110 B: 33  
CAP | 110 mL.  
Net Wt | 130 g.

# APPLE



**Apple Frosted**

Code | W-P-G-APP-4060-FRS  
DIM<sub>S(MM)</sub> | H: 48 T: 117 B: 70  
CAP | 200 mL.  
Net Wt | 212 g.



**Apple Frosted**

Code | W-P-G-APP-3050-FRS  
DIM<sub>S(MM)</sub> | H: 41 T: 100 B: 40  
CAP | 110 mL.  
Net Wt | 112 g.



# FUTURE

# DIAMOND



**Future Plain**

Code	W-P-G-FTR-4090-PLN
DIMS <sub>(mm)</sub>	H: 58 T: 121 B: 64
CAP	266 mL.
Net Wt	238 g.



**Diamond Plain**

Code	W-P-G-DIM-4050-PLN
DIMS <sub>(mm)</sub>	H: 50 T: 116 B: 75
CAP	230 mL.
Net Wt	230 g.

# CRYSTAL

# CRISTALITA



**Crystal Diamond**

Code	W-P-G-CST-1000-DIM
DIMS <sub>(mm)</sub>	H: 48 T: 106 B: 54
CAP	200 mL.
Net Wt	182 g.



**Cristalita Diamond**

Code	W-P-G-CRT-1000-PLN
DIMS <sub>(mm)</sub>	H: 48 T: 106 B: 54
CAP	280 mL.
Net Wt	228 g.

# NEGMA

# TURKY



**Negma Plain**

Code	W-P-G-NGM-1000-PLN
DIMS <sub>(mm)</sub>	H: 52 T: 111 B: 57
CAP	318 mL.
Net Wt	180 g.



**Turky Plain**

Code	W-P-G-TRK-1000-DIM
DIMS <sub>(mm)</sub>	H: 50 T: 116 B: 75
CAP	250 mL.
Net Wt	180 g.

# CLASSIC

# GANESTA



**Classic Plain**

Code	W-P-G-CLC-1000-PLN
DIMS <sub>(mm)</sub>	H: 46 T: 114X124 B: 80X93
CAP	235 mL.
Net Wt	220 g.



**Ganesta Plain**

Code	W-P-G-GNS-1000-PLN
DIMS <sub>(mm)</sub>	H: 55 T: 110 B: 55
CAP	153 mL.
Net Wt	192 g.

# CIRCULAR



**Necklace**

Code | W-P-G-CIR-4070-NEK  
DIM<sub>S(MM)</sub> | H: 55 T: 120 B: 50  
CAP | 335 mL.  
Net Wt | 180 g.



**Flower**

Code | W-P-G-CIR-4070-FLW  
DIM<sub>S(MM)</sub> | H: 55 T: 120 B: 50  
CAP | 335 mL.  
Net Wt | 180 g.



**Stars**

Code | W-P-G-CIR-4070-STR  
DIM<sub>S(MM)</sub> | H: 55 T: 120 B: 50  
CAP | 335 mL.  
Net Wt | 180 g.



**Palm**

Code | W-P-G-CIR-4070-PAM  
DIM<sub>S(MM)</sub> | H: 55 T: 120 B: 50  
CAP | 335 mL.  
Net Wt | 180 g.



**Sticks**

Code | W-P-G-CIR-4070-STK  
DIM<sub>S(MM)</sub> | H: 55 T: 120 B: 50  
CAP | 335 mL.  
Net Wt | 180 g.

# JELLY



**Jelly Plain**

Code | W-P-G-JLY-1000-PLN  
DIM<sub>S(MM)</sub> | H: 56 T: 101 B: 57  
CAP | 206 mL.  
Net Wt | 200 g.

# YABRAK



**Yabrak Lotus**

Code | W-P-G-YBK-3050-LOT  
DIM<sub>S(MM)</sub> | H: 44 T: 95 B: 49  
CAP | 171 mL.  
Net Wt | 100 g.



# Ice Cream Bowls



**Sugar Candy Pattern**

Code | W-P-G-SGB-3070-PTT  
DIM<sub>S(MM)</sub> | H: 132 T: 95 B: 55  
CAP | 260 mL.  
Net Wt | 281 g.



**Ice Cream Fish**

Code | W-P-G-ICE-3070-PTT  
DIM<sub>S(MM)</sub> | H: 132 T: 95 B: 55  
CAP | 200 mL.  
Net Wt | 245 g.



**Ice Colosseum**

Code | W-P-G-ICE-3000-CLM  
DIM<sub>S(MM)</sub> | H: 76 T: 57 B: 53  
CAP | 100 mL.  
Net Wt | 150 g.



# Food Storage



**Storage Bowl Rectangular**

Code	W-P-G-FDS-1970-PLN
DIMS <sub>(mm)</sub>	L: 234 W: 169 H: 72
CAP	1970 mL
Net Wt	877 g.



**Storage Bowl Rectangular**

Code	W-P-G-FDS-1220-PLN
DIMS <sub>(mm)</sub>	L: 199 W: 146 H: 65
CAP	1220 mL
Net Wt	660 g.



**Storage Bowl Rectangular**

Code	W-P-G-FDS-830-PLN
DIMS <sub>(mm)</sub>	L: 174 W: 125 H: 59
CAP	830 mL
Net Wt	463 g.



**Storage Bowl Rectangular**

Code	W-P-G-FDS-400-PLN
DIMS <sub>(mm)</sub>	L: 133 W: 96 H: 59
CAP	400 mL
Net Wt	279 g.

# Glass Candles

In Kandil, we focused on high-quality glass candles that ensures durability, prevents shattering during use, is heat-resistant, and allows candles to shine through beautifully crafted glass.

The design can be simple or engraved, depending on your preference. You can also personalize your candle glass by adding decorative elements.



**Candle 250**

Code | D-P-C-CPL-0250-PLN  
DIM<sub>S(MM)</sub> | H: 90 T: 74 B: 66  
CAP | 250 mL  
Net Wt | 220 g.



**Candle 205**

Code | D-P-G-CYL-0205-PLN  
DIM<sub>S(MM)</sub> | H: 78 T: 71 B: 64  
CAP | 205 mL  
Net Wt | 205 g.



**Candle 180**

Code | D-P-G-CYL-0180-PLN  
DIM<sub>S(MM)</sub> | H: 80 T: 69 B: 61  
CAP | 180 mL  
Net Wt | 192 g.





**Candle 505**

Code	D-P-G-CYL-0505-PLN
DIMS <sub>(mm)</sub>	H: 79.5 T: 197.9 B: 103.5
CAP	505 mL.
Net Wt	465 g.



**Candle 360**

Code	D-P-G-CYL-0360-PLN
DIMS <sub>(mm)</sub>	H: 97 T: 85 B: 72
CAP	360 mL.
Net Wt	180 g.



**Candle 265**

Code	D-P-G-CYL-0265-PLN
DIMS <sub>(mm)</sub>	H: 88 T: 78 B: 69
CAP	265 mL.
Net Wt	250 g.



**Candle 200**

Code	D-P-G-CYL-0200-PLN
DIMS <sub>(mm)</sub>	H: 83 T: 70 B: 64
CAP	200 mL.
Net Wt	230 g.



**Icon 200**

Code	D-P-G-ICN-0200-PLN
DIMS <sub>(mm)</sub>	H: 97 T: 85 B: 72
CAP	360 mL.
Net Wt	180 g.



# Spreadables

Kandil Spreadable Glass maintains high mechanical strength, making it suitable for the food industry. Kandil Spreadable Glass offers the food industry excellent dimensional stability, ensuring that the fabric maintains its shape and size during processing and is cost-effective while increasing design flexibility.



**Spreadable 360**

Code | D-P-G-CYL-0360-PLN  
DIM<sub>S(mm)</sub> | H: 97 T: 85 B: 72  
CAP | 360 mL  
Net Wt | 180 g.



**Spreadable 265**

Code | D-P-G-CYL-0265-PLN  
DIM<sub>S(mm)</sub> | H: 88 T: 78 B: 69  
CAP | 265 mL  
Net Wt | 250 g.



**Spreadable 246**

Code | T-P-G-HIB-0246-PLN  
DIM<sub>S(mm)</sub> | H: 123 T: 65 B: 52  
CAP | 246 mL  
Net Wt | 232 g.



**Spreadable 158**

Code | T-P-G-LWB-0158-PLN  
DIM<sub>S(mm)</sub> | H: 77 T: 63 B: 50  
CAP | 158 mL  
Net Wt | 120 g.





# Accessories

## Ashtray



**Square Ashtray**

Code	A-P-G-SQR-3090-LIN
DIMS <sub>(MM)</sub>	H: 34 T: 100 B: 100
Net Wt	285 g.



**Sugar Candy Pattern**

Code	A-P-G-SGG-3070-PTT
DIMS <sub>(MM)</sub>	H: 132 T: 95 B: 55
CAP	450 mL
Net Wt	413 g.

## Centre Piece

# Pots



**Pot 14 cm**

Code | A-P-G-CUB-1414-PLN  
DIMS<sub>(mm)</sub> | H: 140 T: 140 B: 140  
Net Wt | 1680 g.



**Pot 12 cm**

Code | A-P-G-CUB-1212-PLN  
DIMS<sub>(mm)</sub> | H: 120 T: 120 B: 107  
Net Wt | 950 g.



**Pot 10 cm**

Code | A-P-G-CUB-1010-PLN  
DIMS<sub>(mm)</sub> | H: 100 T: 100 B: 95  
Net Wt | 570 g.



**Pot 8 cm**

Code | A-P-G-CUB-8080-PLN  
DIMS<sub>(mm)</sub> | H: 80 T: 80 B: 72  
Net Wt | 330 g.



**Pot 6cm**

Code | A-P-G-CUB-6060-PLN  
DIMS<sub>(mm)</sub> | H: 60 T: 60 B: 54  
Net Wt | 150 g.





# Decoration



# Printing



# Containers



# Tumblers



*Choose your customizable design.*

# Mugs & Cups



*All sizes are used to print on,  
whether it is for branding or decorative purposes.*



## Spraying Types



Full Color



Degrade



X - Degrade



Bottom

*In Kandil Glass, spraying is done in all colors with different techniques to suit all tastes.*

# Kandil's Market Size

## OUR CLIENTS COME FROM ALL OVER THE WORLD

With a global perspective, our products have proudly served multinational clients, delivering tailored products that deliver their expectation, ensuring consistent brand quality on a worldwide scale.



# CERTIFICATIONS



Certified by ISOQAR certification body for ISO 9001-2015.



ISO 9001-2015



Certified by Sedex SMETA to assess and improve labor, health and safety, environmental and ethics standards in our business and supply chain



Sedex SMETA




Awarded the FSSC 22000 certificate by TQCSI in Food Safety Management System



FSSC 22000



Amfori Business Social Compliance Initiative (BSCI)



Amfori BSCI



Ask for Disney World Certificate Printable



Disney World Certificate Printable



# MEMBERSHIPS



# OUR VALUES

At the heart of our success lies the unwavering satisfaction of our clients. We take pride in fostering lasting partnerships, consistently exceeding expectations, and delivering results that not only meet but surpass the unique products of each client we serve.

We are committed to providing customers with our expertise in the tableware and candle glass industry, creative storytelling, and cutting edge glass technology to craft our products to always meet customer needs





Kandil Glass  
Preserving Nature



*Be part of something great!*



Area #91, Industrial Zone A-3,  
10th of Ramadan, Egypt



[www.kandilglass.com](http://www.kandilglass.com)



[business.development@kandilglass.com](mailto:business.development@kandilglass.com)



[www.facebook.com/KandilGlass](https://www.facebook.com/KandilGlass)



[www.linkedin.com/company/kandil-glass/](https://www.linkedin.com/company/kandil-glass/)